

По вопросам продаж и поддержки обращайтесь:

Алматы (7273)495-231
Ангарск (3955)60-70-56
Архангельск (8182)63-90-72
Астрахань (8512)99-46-04
Барнаул (3852)73-04-60
Белгород (4722)40-23-64
Благовещенск (4162)22-76-07
Брянск (4832)59-03-52
Владивосток (423)249-28-31
Владикавказ (8672)28-90-48
Владимир (4922)49-43-18
Волгоград (844)278-03-48
Вологда (8172)26-41-59
Воронеж (473)204-51-73
Екатеринбург (343)384-55-89
Иваново (4932)77-34-06
Ижевск (3412)26-03-58
Иркутск (395)279-98-46
Казань (843)206-01-48

Калининград (4012)72-03-81
Калуга (4842)92-23-67
Кемерово (3842)65-04-62
Киров (8332)68-02-04
Коломна (4966)23-41-49
Кострома (4942)77-07-48
Краснодар (861)203-40-90
Красноярск (391)204-63-61
Курган (3522)50-90-47
Курск (4712)77-13-04
Липецк (4742)52-20-81
Магнитогорск (3519)55-03-13
Москва (495)268-04-70
Мурманск (8152)59-64-93
Набережные Челны (8552)20-53-41
Нижний Новгород (831)429-08-12
Новокузнецк (3843)20-46-81
Новосибирск (383)227-86-73
Ноябрьск (3496)41-32-12

Омск (3812)21-46-40
Орел (4862)44-53-42
Оренбург (3532)37-68-04
Пенза (8412)22-31-16
Пермь (342)205-81-47
Петрозаводск (8142)55-98-37
Псков (8112)59-10-37
Ростов-на-Дону (863)308-18-15
Рязань (4912)46-61-64
Самара (846)206-03-16
Санкт-Петербург (812)309-46-40
Саранск (8342)22-96-24
Саратов (845)249-38-78
Севастополь (8692)22-31-93
Симферополь (3652)67-13-56
Смоленск (4812)29-41-54
Сочи (862)225-72-31
Ставрополь (8652)20-65-13
Сургут (3462)77-98-35

Сыктывкар (8212)25-95-17
Тамбов (4752)50-40-97
Тверь (4822)63-31-35
Тольятти (8482)63-91-07
Томск (3822)98-41-53
Тула (4872)33-79-87
Тюмень (3452)66-21-18
Улан-Удэ (3012)59-97-51
Ульяновск (8422)24-23-59
Уфа (347)229-48-12
Хабаровск (4212)92-98-04
Чебоксары (8352)28-53-07
Челябинск (351)202-03-61
Череповец (8202)49-02-64
Чита (3022)38-34-83
Якутск (4112)23-90-97
Ярославль (4852)69-52-93

Россия +7(495)268-04-70

Казахстан +7(7172)727-132

Киргизия +996(312)96-26-47

<https://fagor.nt-rt.ru/> || frg@nt-rt.ru

КАТАЛОГ

ТЕХНИЧЕСКИЕ ХАРАКТЕРИСТИКИ НА ПРАЧЕЧНОЕ ОБОРУДОВАНИЕ



Index

Professional Laundry	008
— Professional washers	011
— Professional dryers	017
Washing	024
— Washers	028
— Sanitary barriers	048
Water recovery system	062
Drying.....	068
— Dryers.....	083
— Stack dryers.....	092
— Heat pump dryers.....	097
Ozone cabinet	102
Ironing and folding.....	108
— Wall ironers.....	113
— Flatwork ironers.....	119
— Compact flatwork ironers.....	131
Finishing	150
Accessories.....	166
FagorKonnnect	174
Self-Service.....	180
— Professional laundry	185
— Washers	195
— Dryers.....	207
— Accessories	226
— Laundry2go.....	227
Wet cleaning.....	232
Annexes	240





60 years at your side.

We're the leading manufacturer in equipment for hospitality, foodservice and laundry. We're leaders because we have over 60 years of experience in offering a comprehensive range of products all under the same brand. But, above all, we're leaders because of you.

You've driven our technological innovations with your professional challenges.

You've spurred us on with your requirements and your trust. You've accompanied us this far, and you will accompany us in the future, because cooperating with you is the best way to keep evolving. Because being close to you is the guarantee that we'll go far.

Distributor, professional and worker. You are the energy that drives the Fagor Professional machine.

You make this make sense.



- Sales delegations
- Own-manufacture plants



A global brand, close to you, wherever you are.

Our 35 offices distributed around the world, the professionalism of our 2,200 workers and our international experience help us to always remain close to you, to your needs, to your projects. But, above all, our implication, our commitment to service and our way of directly interacting with those around us, from professional to professional, means that we use the same language when responding to your challenges with the proximity of a major brand.

Wherever you are.





Professional Laundry

**Much more than professional laundry.
A new laundry concept.**

You have asked us for laundry products specifically designed for small facilities (hairdressers, gyms, camp sites...). This is how Compact was created, a new range of products with the same performance and robustness as industrial laundry machines, but with greater versatility, a more compact size and a more affordable price. This is the concentrated washing power of Fagor Professional.



COMPACT
series

Professional Washers

Professional washer extractors..... 013

Special models or any other variant on the standard model are to be assembled in factory, and carry a supplement over the price indicated for the standard model.

Please consult Fagor Professional for any other variant or option not reflected on this list.



More features

- New**
- **FagorKonnnect** connectivity is our new IoT solution for connected Laundry.
- New Touch Plus (TP2) scheduler with touch screen. Allows an indefinite number of programs to be created (20 pre-set).
- Allows programming, importing and exporting of programs and software updates via USB.
- Standard telemetry: The entire washing process (temperatures, water levels) is stored in the washing machine and can be extracted to a PC via USB memory.
- WET CLEANING included in the scheduler (modifiable water levels and washing speed).
- Designed for multipayment system.
- 8 automatic liquid dosing signals, with programmable time and delay. 6 extra signals available optionally.
- Reduced washing cycles (heating power 6 kW).

More robustness

- Unit in grey skin plate.
- Tank, drum and paddles in AISI 304.
- Robust door made of aluminium.
- Industrial door lock.
- Industrial machine door seal (no inner drum seal).
- Industrial housing and bearings.
- Frequency converter and industrial motor.

More versatility

- New possibility of customising the machines from factory with the available options.
- OPL ↔ COIN
Convertible models from self-service to OPL and vice versa.
- ONE UNIT ↔ COLUMN
Standard model easily installable in column.
- ELECTRIC ↔ HOT WATER
Standard electric model easily convertible to hot water model and vice versa.
- DRAIN VALVE ↔ DRAIN PUMP
Standard models easily convertible. Easy access for maintenance.

More efficiency

- Intelligent and manual weighing system. Automatic adjustment of water and chemicals.
- Possibility of configuring three levels of savings.
- High G Force 450. Reduced residual moisture → Reduces drying time.
- Designed for mounting onto base with water recovery tank.

Professional washer extractors



Professional washers | **Factor-G: 450** (LAP-08 y LAP-10)

CONTROL TYPE	HEATING	TYPE OF DRAIN	CAPACITY	
			8-9KG	10-11 KG
Touch Plus Control (TP2)	Electric, hot water	Drain valve and pump	LAP-08 TP2	LAP-10 TP2

Profesional washers | High spin

Factor G = 450 | 8 - 10 kg



General characteristics

- Fully Programable 4,3" Touch Plus Control (TP2).
- High-spin floating washer extractors. Do not need to be anchored to the floor.
- Tank with 4 detergent compartments.
- 2 standard water inlets.
- Equipped with variable-frequency drive (standard 50-60 Hz). Balancing system controlled by the same drive.
- Model with drain valve (V) and model with drain pump (P).
- Model with valve specially designed for washing mops.
- Includes leveller feet.
- CB and WRAS product certifications.
- Options:
 - Double drain (only valve model).
 - Drain pump kit.
- Drain normally closed "NC". In case of power failure, the water stays inside the tank.
- 6 extra signals for dosing: a total of up to 14 available.
- Silicone door seal.
- Door with opposite opening.
- Delayed door opening, in case of power failure.
- Unit in AISI 304 stainless steel.
- Plinth that facilitates access to the machine.
- Special mop plinth (with filter) - valve models only.
- Plinth and water recovery tank.
- Kits for self-service: Pay station, token mechanism, coin mechanism.
- Voltage 110V 1N 50/60 Hz.
- Voltage 440V 3 (No N) 50/60 Hz.
- **FagorKconnect**- Standard IOT connectivity.

MODEL (#)	CODE (+)		CAPACITY KG		DRAIN TYPE	HEAT. TYPE	SPIN		POWER KW		VOLT (**)(V)	DIMENSIONS (MM)
	STANDARD	WITH OPTIONS	(1:9)	(1:10)			R.P.M.	G	HEAT.	TOTAL ELEC.		
LAP-08 TP2 E V	19053089	18001733	9	8	Valve	Electrical	1.250	450	6	6,25	T	680x698x1.040
LAP-08 TP2 E P	19053091	18001734	9	8	Pump	Electrical	1.250	450	6	6,25	T	680x698x1.040
LAP-08 TP2 HW V	19053094	18001735	9	8	Valve	Hot water	1.250	450	-	0,75	M	680x698x1.040
LAP-08 TP2 HW P	19053095	18001736	9	8	Pump	Hot water	1.250	450	-	0,75	M	680x698x1.040
LAP-10 TP2 E V	19052197	18001690	11	10	Valve	Electrical	1.250	450	6	6,25	T	680x742x1.040
LAP-10 TP2 E P	19053083	18001730	11	10	Pump	Electrical	1.250	450	6	6,25	T	680x742x1.040
LAP-10 TP2 HW V	19053085	18001731	11	10	Valve	Hot water	1.250	450	-	0,75	M	680x742x1.040
LAP-10 TP2 HW P	19053088	18001732	11	10	Pump	Hot water	1.250	450	-	0,75	M	680x742x1.040

Options for professional washers LAP 8 - 10 kg

Versions and options available to include in configurable codes "18".

Factory assembly for machines ordered with their configurable code.

CODE	CODE WITH OPTIONS	ABBREVIATION	DESCRIPTION
19056122	18_0002	DD	Double drain LAP 08-10
19056123	18_0003	P	Transformation Kit valve - pump
-	13_0002	SG	Silicon gasket LAP 08-10
-	13_0001	RD	Reversible door: reverse door opening
-	13_0005	TR	Tropicalized model: protected board
19034838	13-0004	XD	6 extra dosing signals card for automatic liquid dosing. Total of 14 signals
-	18_0001	NC	Normally closed valve
-	15_0001	SSC	AISI 304 Stainless steel outer casing
New	13-0038	-	Order full LAP container + compact packaging
New	19035771	13-0003	Delayed door opening

(+): STANDARD Code: Use this code for orders of machines which do not include any option or version different to standard. The retail price is the one shown in the table.

Code WITH OPTIONS: Use this code for orders of machines which include any option or options from the table OPTIONS FOR WASHERS. The retail price is calculated by adding the price increases for each option to the retail price of the standard code.

(#): E: Electric heating system. Stainless steel armoured heating elements.
HW: Hot Water inlet. Wash with hot water from the network.

(**): M: 230V I + N (SINGLE PHASE). Valid for 400 V III +N / 230 V III (Three-phase)
T: 400V III + N /230V III (THREE PHASE). Valid also for 230 V I+N (Single phase)

Plinth kit options

CODE	DESCRIPTION
19044811	Plinth for better ergonomics LAP-SRP
19079613	Plinth for better ergonomics in stainless steel for LAP-SRP
19056125	Plinth for mops LAP 08-10
19079614	Plinth for mops in stainless steel for LAP 08-10
19056126	Plinth for water recovery LAP 08-10
19079615	Plinth for water recovery in stainless steel LAP 08-10



Voltage options

CODE WITH OPTIONS	ABBREVIATION	DESCRIPTION
20_0005	440V 3~ (No N) 50/60 Hz	Mar. voltage 440V III 50/60 no N
20_0004	110V 1N 50/60 HZ	Supl 110-120/1/50-60 Hz LAP 08-10

Soapbox options

CODE WITH OPTIONS	ABBREVIATION	DESCRIPTION
13_0039	DS	Top soapbox for LAP-08-10

New

TOP SOAP DISH



Dosing pump kits

CODE WITH OPTIONS	DESCRIPTION
19079305	DQ-2 Dosing pump kit- 2 pumps and support (ready for 4 pumps)
19096561	Extra dosing pump kit - DB-1

New

DOSING PUMP KITS



Check page 42

Codes for different voltages and frequencies

Professional washers

MOD.	230V I+N 50 HZ	230V I+N 60 HZ	230V III 50 HZ	230V III 60 HZ	400V III+N 50 HZ	400V III+N 60 HZ	440V III 60HZ
LAP-08 TP2 E V	STD	STD	STD	STD	STD	STD	OPT
LAP-08 TP2 E P	STD	STD	STD	STD	STD	STD	OPT
LAP-08 TP2 HW V	STD	STD	N/A	N/A	N/A	N/A	N/A
LAP-08 TP2 HW P	STD	STD	N/A	N/A	N/A	N/A	N/A
LAP-10 TP2 E V	STD	STD	STD	STD	STD	STD	OPT
LAP-10 TP2 E P	STD	STD	STD	STD	STD	STD	OPT
LAP-10 TP2 HW V	STD	STD	N/A	N/A	N/A	N/A	N/A
LAP-10 TP2 HW P	STD	STD	N/A	N/A	N/A	N/A	N/A

N/A: Not available
 OPC: Optional
 STD: Standard





Professional Dryers

Professional dryers	019
— Advance	020
— Concept.....	021
— Economic Line.....	022
— Heat Pump.....	023

Special models or any other variant on the standard model are to be assembled in factory, and carry a supplement over the price indicated for the standard model.

Please consult Fagor Professional for any other variant or option not reflected on this list.



More features

- New**
- **FagorKonnnect** connectivity is our new IoT solution for connected Laundry.
 - New Touch Plus (TP2) scheduler with touch screen. Allows an indefinite number of programs to be created (20 pre-set).
 - Allows programming, importing and exporting of programs and software updates via USB.
 - Standard telemetry: The entire drying process (temperatures, water levels) is stored in the drying machine and can be extracted to a PC via USB memory.
 - WET CLEANING included in the scheduler.
 - Designed for multipayment system.
 - Less than 45 minutes. 6.75 kW heating. 4.5 kW option.
 - Multiple options: plinths, etc...

More robustness

- Robust aluminium door with the same door lock and seal used in the industrial range.
- Largest door diameter on the market in its segment (588 mm). Easy loading and unloading of laundry. Door with safety opening and closing.
- With industrial filter of large dimensions, and industrial fan with strong air flow.
- Panels in grey skin plate with an elegant stainless steel appearance. Embossed front and side panels.

More versatility

- OLP ↔ SELF-SERVICE Standard model configurable as OPL, self-service/coin mechanism, pay station, etc.
- Can be installed stacked on the washer or another dryer.
- Control panel convertible to the lower part. Improves the ergonomics when using the dryer and washer stacked.
- Renting, hotel and restaurant trade, self-service, mops, gyms, etc.
- The range of compact washers and dryers comes with the great virtue of reduced dimensions considering their load capacities, and of stackability. This makes them a good solution for reduced spaces.

More efficiency

- Increases the efficiency of the whole drying process thanks to improved air flow inside the drum.
- The filter is in a tray, not in the door. Greater drying efficiency, ergonomics and easy cleaning.
- Model with inverter heat pump technology.

Professional dryers



Professional dryers | (SRP-08, SRP-10 and SCP-10)

CONTROL TYPE	HEATING	CAPACITY	
		8-9 KG	10-11 KG
ADVANCE			
Touch Plus Control (TP2)	Electric, gas	SRP-08 TP2	SRP-10 TP2
CONCEPT			
Easy Control (M)	Electric, gas	SRP-08 M	SRP-10 M
ECONOMIC LINE			
Easy Control (M)	Electric, gas		SPC-10 M Three-phase SPC-10 M Single-phase
HEAT PUMP			
New Touch Plus Control (TP2)	Heat pump	SRP-08 TP2 HPi	SRP-10 TP2 HPi

Professional dryers

8 - 10 kg




General characteristics

- Fully Programmable Touch Plus Control Processor (TP2) with 4,3" touchscreen.
- Professional dryers, 8 and 10 kg capacity.
- Robust construction, panels in grey skin plate.
- Industrial aluminium door with large diameter.
- Versatile machine configurable for self-service.
- Stackable on washer or dryer with the programmer at the bottom (between the two drums).
- Wide draw filter, not in the door.
- Electric heating with two possible configurations: 4.5 or 6.75 kW.
- Easy access to components to facilitate maintenance.
- Standard 400 V 3N voltage. Can be converted to: 230 V 1+N (Single-phase)
- **FagorKconnect**- Standard IOT connectivity.



MODEL (#)	CODE (+)		CAPACITY KG.		DOOR Ø (MM)	HEAT. TYPE	POWER KW		VOLT (**)(V)	DIMENSIONS (MM)
	STANDARD	WITH OPTIONS	(1:18)	(1:20)			HEATING	TOTAL ELECTRIC		
SRP-08 TP2 E	19067973	18002318	9	8	588	Elec	6,75	4,92*** / 7,17	T	680x722x1.056
SRP-08 TP2 G	19084990	18003893	9	8	588	Gas	7	0,42	M	680x722x1.056
SRP-10 TP2 E	19071954	18002320	11	10	588	Elec	6,75	4,92*** / 7,17	T	680x775x1.056
SRP-10 TP2 G	19084992	18003895	11	10	588	Gas	7	0,42	M	680x775x1.056

*** Heating power can be reduced by removing 3 bridges in a dryer electric connections when installed, usefull to be connected in single-phase network 230V 1N 50Hz.

Options for professional dryers SRP 8 - 10 kg

Versions and options available to include in configurable codes "18".

Factory assembly for machines ordered with their configurable code.

CODE	CODE WITH OPTIONS	ABBREVIATION	DESCRIPTION
19044811	only kit	-	Plinth for better ergonomics LAP-SRP
19079613	only kit	-	Plinth for better ergonomics in stainless steel for LAP-SR
-	31-0001	SSD	Drum stainless steel AISI 304
-	02-0025	SSC	Outer casing stainless steel
-	01-0001	RD	Reverse door opening
-	32-0001	CU	Control panel mounted below (stacked dryer)
-	13-0038	-	Order full LAP container + compact packaging
-	08-0125	440 3~ 60 Hz	Voltage 400V III / 230V I / III-60 Hz
-	08-0205	440/480 3~ 60Hz	Maritime voltage 440-480V III 60 no N
-	35-0001	-	Tropicalized model: protected board
19072542	05-0001	-	iDRY - standard humidity control.

(+): STANDARD Code: Use this code for orders of machines which do not include any option or version different to standard. The retail price is the one shown in the table.

Code WITH OPTIONS: Use this code for orders of machines which include any option or options from the table OPTIONS FOR DRYERS.

The retail price is calculated by adding the price increases for each option to the retail price of the standard code.

Professional dryers

8 - 10 kg



General characteristics

- Easy Control Processor (M) with time and temperature control.
- Professional dryers, 8 and 10 kg capacity.
- Robust construction, panels in grey skin plate.
- Industrial aluminium door with large diameter.
- Versatile machine configurable for self-service.
- Stackable on washer or dryer with the programmer at the bottom (between the two drums).
- Wide draw filter, not in the door.
- Electric heating with two possible configurations: 4.5 or 6.75 kW.
- Easy access to components to facilitate maintenance.
- Standard 400 V 3N voltage. Can be converted to: 230 V 1+N (Single-phase)



MODEL (#)	CODE (*)		CAPACITY KG.		DOOR Ø (MM)	HEAT. TYPE	POWER KW		VOLT (**) (V)	DIMENSIONS (MM)
	STANDARD	WITH OPTIONS	(1:18)	(1:20)			HEATING	TOTAL ELECTRIC		
SRP-08 M E	19058764	18002316	9	8	588	Elec	6,75	4,92*** / 7,17	T	680x722x1.056
SRP-08 M G	19084989	18003892	9	8	588	Gas	7	0,42	M	680x722x1.056
SRP-10 M E	19069827	18002351	11	10	588	Elec	6,75	4,92*** / 7,17	T	680x775x1.056
SRP-10 M G	19084991	18003894	11	10	588	Gas	7	0,42	M	680x775x1.056

*** Heating power can be reduced by removing 3 bridges in a dryer electric connections when installed, usefull to be connected in single-phase network 230V 1N 50Hz.

Options for professional dryers SRP 8 - 10 kg

Versions and options available to include in configurable codes "18".

Factory assembly for machines ordered with their configurable code.

CODE	CODE WITH OPTIONS	ABBREVIATION	DESCRIPTION
19044811	only kit	-	Plinth for better ergonomics LAP-SRP
19079613	only kit	-	Plinth for better ergonomics in stainless steel for LAP-SR
-	31-0001	SSD	Drum stainless steel AISI 304
-	02-0025	SSC	Outer casing stainless steel
-	01-0001	RD	Reverse door opening
-	32-0001	CU	Control panel mounted below (stacked dryer)
-	13-0038	-	Order full LAP container + compact packaging
-	08-0125	400V 3~ 60 Hz	Voltage 400V III / 230V I / III-60 Hz
-	08-0205	440/480 3 ~ 60Hz	Maritime voltage 440-480V III 60 no N


(*) : STANDARD Code: Use this code for orders of machines which do not include any option or version different to standard. The retail price is the one shown in the table.

Code WITH OPTIONS: Use this code for orders of machines which include any option or options from the table OPTIONS FOR DRYERS. The retail price is calculated by adding the price increases for each option to the retail price of the standard code.

Professional dryers

8 - 10 kg

ECONOMIC LINE



General characteristics

- Easy Control Processor (M) with time and temperature control.
- Professional dryers, 10 kg capacity.
- Blind squared door.
- Galvanized steel drum.
- Versatile machine configurable for self-service.
- Wide draw filter, not in the door.
- Easy access to components to facilitate maintenance.

ECONOMIC LINE

MODEL (#)	CODE (*)		CAPACITY KG.		HEATING TYPE	POWER KW		VOLT (**) (V)	DIMENSIONS (MM)
	STANDARD	WITH OPTIONS	(1:18)	(1:20)		HEATING	TOTAL ELEC.		
SCP-10 M E 3P	19073502	18003273	11	10	Elec	4,5	4,92	T	680x775x1.056
SCP-10 M E 1P	19076328	18003280	11	10	Elec	4,5	4,92	M	680x775x1.056
SCP-10 M G	19084993	18003896	11	10	Gas	7	0,42	M	680x775x1.056

(#): E : Electric heating system. Stainless steel armoured heating elements.
G : Gas heating system. Ignition system. (Butane, Propane, Natural, etc.).

(**): M : 230V I + N (SINGLE PHASE). Valid for 400 V III +N / 230 V III (Three-phase)
T : 400V III + N / 230V III (THREE PHASE). Valid also for 230 V I+N (Single phase)

Options for professional dryers SCP 8 - 10 kg

Versions and options available to include in configurable codes "18".

Factory assembly for machines ordered with their configurable code.

CODE	CODE WITH OPTIONS	ABBREVIATION	DESCRIPTION
-	08-0125	400V 3~ 60 Hz	Voltage 400V III / 230V I / III-60 Hz
-	08-0205	440/480 3 ~ 60Hz	Maritime voltage 440-480V III 60 no N

Codes for different voltages and frequencies Professional dryers

MOD.	230V I+N 50 HZ	230V I+N 60 HZ	230V III 50 HZ	230V II 60 HZ	400V III+N 50 HZ	400V III+N 60 HZ	400V III 60 HZ
SRP-08 M E	STD	OPT	STD	OPT	STD	OPT	OPT
SRP-08 M G	STD	OPT	N/A	N/A	N/A	N/A	OPT
SRP-08 TP2 E	STD	OPT	STD	OPT	STD	OPT	OPT
SRP-08 TP2 G	STD	OPT	N/A	N/A	N/A	N/A	OPT
SRP-10 M E	STD	OPT	STD	OPT	STD	OPT	OPT
SRP-10 M G	STD	OPT	N/A	N/A	N/A	N/A	OPT
SRP-10 TP2 E	STD	OPT	STD	OPT	STD	OPT	OPT
SRP-10 TP2 G	STD	OPT	N/A	N/A	N/A	N/A	OPT
SCP-10 M E 3P	N/A	N/A	STD	OPT	STD	OPT	OPT
SCP-10 M E 1P	STD	OPT	N/A	N/A	N/A	N/A	OPT
SCP-10 M G	STD	OPT	N/A	N/A	N/A	N/A	OPT

N/A: Not available | OPT: Optional | STD: Standard

Professional heat pump dryer

8 - 10 kg

ADVANCE+



MAXIMUM EFFICIENCY

General characteristics

- Professional dryer with heat pump technology. **PATENTED**
- **TOUCH PLUS CONTROL (TP2) 4.3"** colour touch screen
- Professional dryers, 8 and 10 kg capacity.
- Industrial aluminium door with large diameter.
- **iDRY** - standard humidity control.
- **FagorKconnect** - standard IOT connectivity.
- No need to vent to the outside.
- Low energy consumption.
- External construction in grey skinplate, aesthetic stainless steel
- Compact dimensions: heat pump in the base.

ADVANCE+

	MODEL (#)	CODE (*)		CAPACITY KG.		POWER KW		VOLT (**) (V)	DIMENSIONS (MM)
		STANDARD	WITH OPTIONS	(1:18)	(1:20)	HEATING	TOTAL ELEC.		
New	SRP-08 TP2 HPi	To consult	To consult	8,9	8	0,37	2,85	M	680x722x1.408
New	SRP-10 TP2 HPi	To consult	To consult	11,1	10	0,37	2,85	M	680x755x1.408

(**): M: 230V I + N (SINGLE PHASE). Valid for 400 V III + N / 230 V III (Three-phase)
 T: 400V III + N / 230V III (THREE PHASE). Valid also for 230 V I+N (Single phase)

Options for professional dryers SRP 8 - 10 kg

Versions and options available to include in configurable codes "18".

Factory assembly for machines ordered with their configurable code.

CODE	CODE WITH OPTIONS	ABBREVIATION	DESCRIPTION
-	31-0001	SSD	Drum stainless steel AISI 304
-	02-0025	SSC	Outer casing stainless steel
-	01-0001	RD	Reverse door opening
-	35-0001	TR	Tropicalized model: protected board (TP2)
-	To consult	440 3~ 60 Hz	Maritime voltage 440V III 50/60 Hz no N

(*) : STANDARD Code: Use this code for orders of machines which do not include any option or version different to standard. The retail price is the one shown in the table.
 Code WITH OPTIONS: Use this code for orders of machines which include any option or options from the table OPTIONS FOR DRYERS.
 The retail price is calculated by adding the price increases for each option to the retail price of the standard code.

Codes for different voltages and frequencies

Professional dryers heat pump

MOD.	230V I+N 50 HZ	230V I+N 60 HZ	230V III 50 HZ	230V II 60 HZ	400V III+N 50 HZ	400V III+N 60 HZ	440V III 50 HZ	440V III 60 HZ	440-480V III 60 HZ
SRP-08 TP2 HPi	STD	STD	STD	STD	STD	STD	OPT	OPT	OPT
SRP-10 TP2 HPi	STD	STD	STD	STD	STD	STD	OPT	OPT	OPT

N/A: Not available | OPT: Optional | STD: Standard

FAGOR 





Washing

Excellent washing and care results.

Our objective is to put a complete and innovative range of washing machines within your reach, which guarantee the care of your linen, and energy and chemical product savings. Innovative because our washers are designed with the maximum quality, including the latest advances in intelligent control, connectivity and efficiency. Complete because we have different types of machine which fit any order in terms of efficiency and capacity, whatever type of business you have, its size and dimensions.



**It cares about you,
It cares about the enviroment.**

kare

GENERATION



We present KARE, the new generation of laundry machines by Fagor Professional. An advanced and complete series of machines designed to provide the best solution for you, because KARE cares about what is most important to you; KARE cares about the world we live in, our environment. In Fagor we care about what really matters.

With the new KARE generation we have made sure that we put all its innovative features to your disposal. The second generation Touch Plus Control (TP2) is user friendly and guarantees the ultimate care for your clothes. Our machines have been ergonomically designed and components have been precisely placed for the easiest maintenance.

KARE cares about you and the environment. With a complete and concise set of features that provide an outstanding efficiency in terms of energy and water consumption KARE protects the world we live in.



Front loading washers

High Spin washers	036
— Low and medium capacity.....	036
— High capacity.....	038
Normal Spin washers	040
— Low and medium capacity.....	040
— High capacity.....	042

Special models or any other variant on the standard model are to be assembled in factory, and carry a supplement over the price indicated for the standard model.

Please consult Fagor Professional for any other variant or option not reflected on this list.

"LA" Range High Spin

G FACTOR = 500 / 450 / 350



LA RANGE

High spin

- Soft-mounted washers.
- No need anchoring to the floor.

"LN" Range Normal Spin

G FACTOR = 200 / 150



LN RANGE

Normal spin

- Hard mounted washers.
- Installation on concrete plinth and metal base.

A solution for every customer

Fagor Professional adapts to each user's needs, offering a wide range of options.

High Spin | G Factor 500 (LA-22/28/35/45 G Factor 450) Low and medium capacity

TYPE OF CONTROL	HEATING	CAPACITY						
		10-11 kg	13-14 kg	18-20 kg	22-25 kg	28-31 kg	35-39 kg	45-50 kg
Touch Plus Control (TP2)	Electric, hot water and steam	LA-11 TP2	LA-14 TP2	LA-18 TP2	LA-22 TP2	LA-28 TP2	LA-35C TP2	LA-45C TP2
Touch Plus Control (TP2) Coin	Electric and hot water	LA-11 TP2	LA-14 TP2	LA-18 TP2	LA-22 TP2	LA-28 TP2	LA-35C TP2	LA-45C TP2

High Spin | G Factor 450 (LA-100C/120C G Factor 350) High capacity

TYPE OF CONTROL	HEATING	CAPACITY			
		59-65 kg	77-85 kg	95-105 kg	115-130 kg
Touch Plus Control (TP2)	Electric, hot water and steam	LA-60C TP2	LA-80C TP2	LA-100C TP2	LA-120C TP2

*There is no electric heating in models LA-100C and LA-120C

Normal Spin | G Factor 200 (LN-60C/80C G Factor 150) Low capacity

TYPE OF CONTROL	HEATING	CAPACITY				
		10-11 kg	13-14 kg	18-20 kg	22-24 kg	28-31 kg
Touch Plus Control (TP2)	Electric, hot water and steam	LN-11 TP2	LN-14 TP2	LN-18 TP2	LN-22 TP2	LN-28 TP2
Touch Plus Control (TP2) Coin	Electric and hot water	LN-11 TP2	LN-14 TP2	LN-18 TP2	LN-22 TP2	LN-28 TP2

Medium and high capacity

TYPE OF CONTROL	HEATING	CAPACITY			
		35-39 kg	42-47 kg	60-66 kg	80-88 kg
Touch Plus Control (TP2)	Electric, hot water and steam	LN-35C TP2	LN- 45C TP2	LN-60C TP2	LN-80C TP2
Touch Plus Control (TP2) Coin	Electric and hot water	LN-35C TP2	LN- 45C TP2	LN-60C TP2	LN-80C TP2

Touch Plus Control

01.

Touch Plus Control

The new Touch Plus Control offers great flexibility to the user thanks to its numerous functions: easy programming, 7-inch touch screen in full colour, 37 available languages, USB port for updates and the same control system for OPL washers and coin washers.

02.

Programmable

All our washing machines are equipped with a versatile and easy-to-use touch screen programming system with 20 pre-set programs. These programs can be modified during operation. What is more, you can create, export and import any of the new programs by USB or WiFi.

03.

Connectivity

New

FagorKonnnect is our new IoT solution for connected Laundry. A multi-platform and flexible cloud-based application that allows you to manage your laundry from your pocket. No matter the number of machines you have, this solution offers you several practical possibilities.

04.


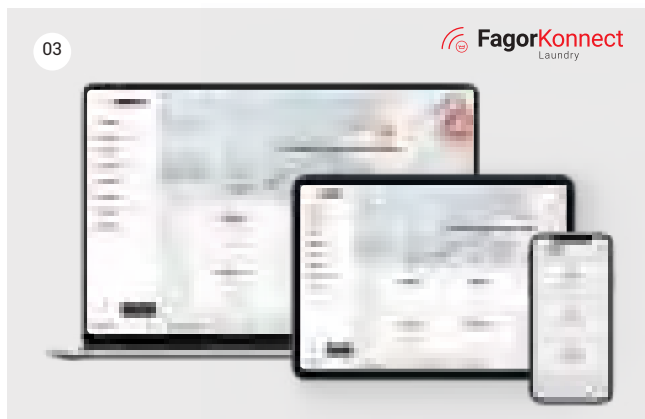
Dosage

Dosing with the necessary amount at the correct time provides you with security during the process and uniformity in the result. And the most important thing: your peace of mind. 8 dosage signals as standard + 6 extra signals (time of dosage, start delay, start selection) in all models.

05.

Advertising

The Touch Plus Control screen provides the possibility of an innovative usage which increases the income prospects of self-service laundrettes and also of people: advertising. You can now include information on timetables and prices on the washing machine itself, as well as the service on offer and commercial messages from third parties. All this in an attractive and eye-catching manner.



Built for you

ERGONOMICS

MAINTENANCE

01.

Large diameter door

The Kare generation has been designed with the user's convenience in mind. To that end, one of the factors indicated in its construction has been to give all the washing machines the biggest door dimensions on the market. This makes loading and unloading much easier and ergonomic, especially in the case of large washers.

02.

Plinths

Both ergonomics and appearance have been taken into account in the design of the plinths:

A) The plinths for the para los modelos 11, 14, 18, 22, 28, 35 and 45 kg models have been designed to keep the loading door at the same height in all the models: 850mm. This solution makes the use of trolleys much easier and more ergonomic.

B) Plinths are also available for the same models with a different design to maintain the same height in all the washers, especially conceived for self-service laundrettes.

C) Plinths for mops washing (filter included) are available for high spin washers of 11, 14, 18 and 22 kg, with drawer for filter cleaning.

03.


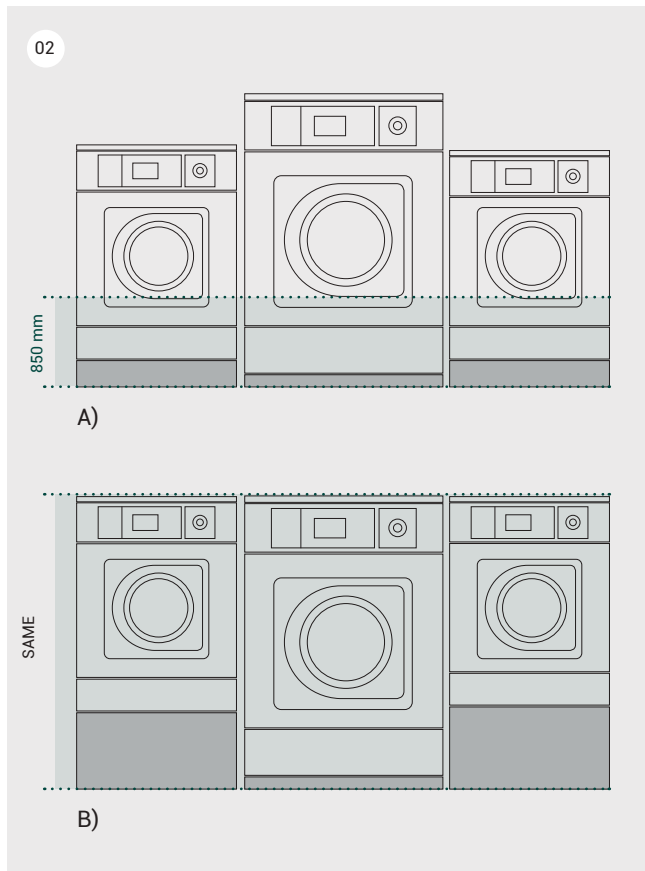
Technical menu Touch plus

The Touch Plus Control technical panel allows comprehensive verification of a multitude of functions: the auto-test for faults, alarms, restricted access zones and the storage of relevant information such as cycles, operation time, spin speed, etc.

04.

Maintenance Kare

The design, simple and robust, has been focused on the correct positioning of each component, and on the lowest possible maintenance. It has been optimised down to the finest detail related to access, including the hinge-opening front panel which provides easy access to the control panel.



Built for you

VERSATILITY

05.

Wet cleaning

Fagor offers you the most flexible solution on the market to put a Wet Cleaning solution into practice.

The machines are flexible, with both washers and dryers providing the possibility of creating different phases by program with all the personalised parameters required for each detergent provider in the Wet Cleaning industry.

It is a flexible business proposal, given that Fagor has cooperated beforehand with the chemical companies of highest repute in the world, and has tested the programs for specific detergents in advance. As a result, you can continue to cooperate with your detergent supplier and their integration into your Fagor Washers equipment will be instantaneous.

06.

Made to measure

The Kare range gives the option of personalising the machines according to each customer's specific needs. Choose from the options available and we will deliver the machines to you with these options ready installed and tested in factory.



07.

OPL ↔ self-service

The machines can be converted from OPL to Self-service and vice versa from the TP2 control.

08.

Electric ↔ Steam

An electrically heated model can be easily converted into a hot water model.



Efficiency

01.

Full flow - recirculation

Wash water recirculation kit to enhance its use. Increases the effectiveness without mechanical action, for the best care of your linen.

- Can be activated at any phase of the wash.
- Can be applied to any model of washer.
- Lower mechanical action of the pump.
- Greater flow of water with chemical product.
- All the water of the wash is used, including the water not usually used which is in the drain tube.
- Improved mixing of the chemical product.
- Clothes rapidly compacted.

01



KIT FULL FLOW

Efficiency

02.

Intelligent weighing system

An system of automatic adjustment carried out by the washer itself which intelligently regulates water and detergent consumption in accordance with the load inserted. Also offers the option of indicating the load weight manually. This results in considerable savings in energy, water and chemical products.

05.

High G Force

The Fagor washers come with the highest G-force on the market. This brings numerous advantages such as the reduction of water retention in the linen and of drying times. In conclusion, they reduce your operational costs and save energy.

03.

Optimum load

Thanks to the advanced technological development of the Kare range, the machine is capable of detecting any kind of imbalance in its functioning ahead of time. In this way, once the anomaly has been corrected, the work is done more gently, which lengthens the life of the components and reduces wash time and energy consumption.

06.

Drum Design

The effective design of the whole Kare washing machine range, based on a series of perforations in the edges of the drum and with minimal spaces between it and the tank, allows only the energy consumption necessary to heat the water to be used, and to reduce the superfluous use of chemical products.

04.

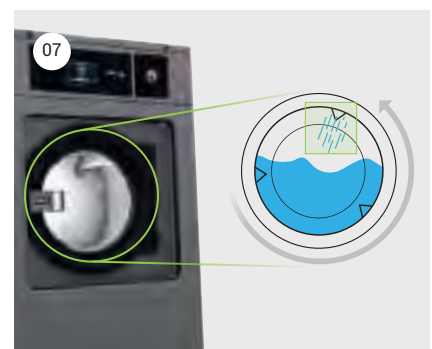
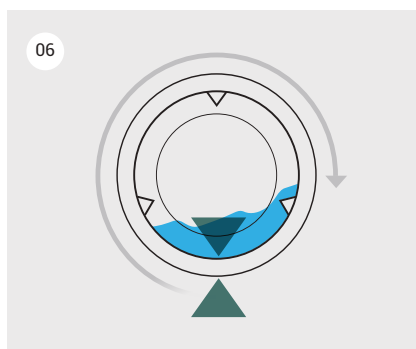
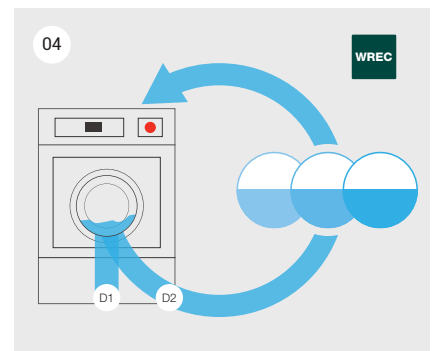
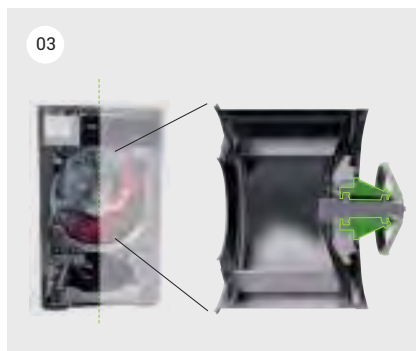

Kare recovery system

In line with Fagor Professional's effectiveness and sustainability standards, all the washing machines from the Kare range are equipped to control the Kare Recovery System. We care about the environment as well as your pocket, which is why we offer a solution that saves energy and reduces your operational costs.

07.

Water cascade

Through a series of perforations in the paddles of the machine, a water cascade effect is achieved which enhances the mechanical action of the drum during operation and considerably reduces the amount of water needed in each wash.



High spin | Low and medium capacity

G Force = 500 - 450 | 11 - 14 - 18 - 22 - 28 - 35 - 45 kg



General characteristics



LA-18-TP2

- Drum and jacket in AISI-304 stainless steel.
- Unit exterior manufactured in skin plate, colour grey, stainless steel appearance.
- Tank with 4 detergent compartments.
- 8 automatic liquid dosing signals, with programmable time and delay. 6 extra signals available optionally.
- 3 standard water inlets.
- Variable-frequency drive (standard 50-60 Hz). Balancing system controlled by the same drive.
- TOUCH PLUS programmer with 7" touch screen, 37 available languages and which lets you create an indefinite number of programs (20 pre-set).
- Telemetry as standard: the whole wash process (temperatures, water levels) is stored on the washer and is extractable to a PC by USB memory or remotely with **FagorKconnect**.
- Allows programming, importing and exporting of programs and software updates via USB and/or **FagorKconnect**.
- Wet Cleaning characteristics included in the scheduler (modifiable water levels and washing speed).
- Intelligent weighing system or manual load indication system to optimise water and detergent consumption at lower loads.
- "LOADING AID" system, water inlet and spin control to load the linen.
- **FagorKconnect** - Standard IOT connectivity.
- Washers compatible with water recovery tanks.
- CB and WRAS product certifications.

MODEL (#)	CODE (+)		CAPACITY KG		DOOR Ø (MM)	SPIN		HEATING TYPE	POWER KW		VOLT (**)	DIMENSIONS MM
	STANDARD	WITH OPTIONS	(1:9)	(1:10)		R.P.M.	G		HEATING	TOTAL ELEC.		
LA-11 TP2 E	19058423	18001864	11	10	373	1.231	500	E	6	6,25	T	692x788x1.185
LA-11 TP2 HW	19061870	18001980	11	10	373	1.231	500	HW	-	0,75	M	692x788x1.185
LA-11 TP2 S	19061871	18001981	11	10	373	1.231	500	S	-	0,75	M	692x788x1.185
LA-14 TP2 E	19058420	18001863	14	13	373	1.138	500	E	9	9,4	T	788x869x1.307
LA-14 TP2 HW	19061872	18001978	14	13	373	1.138	500	HW	-	1,1	M	788x869x1.307
LA-14 TP2 S	19061873	18001979	14	13	373	1.138	500	S	-	1,1	M	788x869x1.307
LA-18 TP2 E	19058399	18001856	20	18	460	1.071	500	E	12	12,75	T	884x913x1.415
LA-18 TP2 HW	19058409	18001860	20	18	460	1.071	500	HW	-	2,2	M	884x913x1.415
LA-18 TP2 S	19058411	18001861	20	18	460	1.071	500	S	-	2,2	M	884x913x1.415
New LA-22 TP2 E	19098594	18006801	25	22	460	1.071	450	E	12	12,75	T	884x1.003x1.415
New LA-22 TP2 HW	19098596	18006802	25	22	460	1.071	450	HW	-	2,2	M	884x1.003x1.415
New LA-22 TP2 S	19099356	18006814	25	22	460	1.071	450	S	-	2,2	M	884x1.003x1.415
New LA-28 TP2 E	19099357	18006805	31	28	460	1024	450	E	18	19,2	V	979x1.070x1.553
New LA-28 TP2 HW	19099359	18006806	31	28	460	1024	450	HW	-	4	M	979x1.070x1.553
New LA-28 TP2 S	19099370	18006815	31	28	460	1024	450	S	-	4	M	979x1.070x1.553
LA-35C TP2 E	19084574	18003482	39	35	560	966	450	E	21	23	X	1.095x1.184x1.598
LA-35C TP2 HW	19084575	18003483	39	35	560	966	450	HW	-	6	X	1.095x1.184x1.598
LA-35C TP2 S	19084576	18003484	39	35	560	966	450	S	-	6	X	1.095x1.184x1.598
LA-45C TP2 E	19084578	18003485	47	42	560	966	450	E	21	23	X	1.095x1.304x1.598
LA-45C TP2 HW	19084580	18003486	47	42	560	966	450	HW	-	6	X	1.095x1.304x1.598
LA-45C TP2 S	19084581	18003487	47	42	560	966	450	S	-	6	X	1.095x1.304x1.598

(*) : STANDARD Code: Use this code for orders of machines which do not include any option or version different to standard. The retail price is the one shown in the table.

Code WITH OPTIONS: Use this code for orders of machines which include any option or options from the table OPTIONS FOR WASHERS. The retail price is calculated by adding the price increases for each option to the retail price of the standard code.

(#) : E : Electric heating system. Stainless steel armoured heating elements.
HW : Hot Water inlet. Wash with hot water from the network.
S : Function with steam produced by external generators, pressures of 4 kg/cm².

(**) : M : 230V I + N (SINGLE PHASE) Valid for 400 V III + N / 230 V III (Three-phase)
T : 400V III + N / 230V III (THREE PHASE) Valid also for 230 V I+N (Single phase)
V : 400V III + N (Valid also for 230 V III)
X : 400V III + N . Upon request 230 V III.

Options for washer extractors LA 11 - 14 - 18 - 22 - 28 - 35 - 45 kg

Versions and options available to include in configurable codes "18".

Factory assembly for machines ordered with their configurable code.

	CODE	CODE WITH OPTIONS	ABBREVIATION	DESCRIPTION
	19038354	only kit	-	External double drain 3" (recommended for LA-11)
New	19030318	18-0014	DD	Double drain kit for LA-14/18/22
New	19030388	18-0030	DD	Double drain kit for LA-28
	19036861	18-0038 / 18-0046	DD	Double drain kit for LA-35C/45C
	19057411	18-0007	P	Drain pump kit for LA-11/14
New	-	18-0005	NC	Normally closed valve LA
	19067223	13-0013	RC	Water re-cycle: recirculation of bath water (LA-11). Not with KARE RECOVERY SYSTEM
	19067223	13-0015	RC	Water re-cycle: recirculation of bath water (LA-14). Not with KARE RECOVERY SYSTEM
	19067223	13-0017	RC	Water re-cycle: recirculation of bath water (LA-18). Not with KARE RECOVERY SYSTEM
New	19067223	13-0017	RC	Water re-cycle: recirculation of bath water (LA-22). Not with KARE RECOVERY SYSTEM
New	19067223	13-0019	RC	Water re-cycle: recirculation of bath water (LA-28). Not with KARE RECOVERY SYSTEM
	19067224	13-0021	RC	Water re-cycle: recirculation of bath water (LA-35C). Not with KARE RECOVERY SYSTEM
New	-	13-0023	RC	Water re-cycle: recirculation of bath water (LA-45C). Not with KARE RECOVERY SYSTEM
	12164674	13-0002	SG	Silicone gasket LA-11/14
New	12216871	13-0032	SG	Silicone gasket LA-18/22/28
	19004482	13-0008	LG	Feet for LA-11 to LA-45C
	19035704	13-0007	WS	Weighing sensor system on feet kit for LA-11 to LA-45C
	19034838	13-0035	XD	6 extra dosing signals card for LA-11 to LA-45C
	-	13-0001	RD	Reversible door: reverse door opening
	-	13-0005	TR	Tropicalized model: protected board
	19079305	only kit	-	DQ-2 Dosing pump kit- 2 pumps and support (ready for 4 pumps) (Check page 42)
	19096561	only kit	-	Extra dosing pump kit - DB-1

Steam kit options

	CODE	DESCRIPTION
New	19004570	Kit to transform an E or HW LA-11/14/18/22 to steam
New	19004571	Kit to transform an E or HW LA-28 to steam
	19035743	Kit to transform an E or HW LA-35C/45C to steam

Plinth kit options

	CODE	DESCRIPTION
	19082395/19079363	Plinth MOPS with drawer LA-11 Inox/Skinplate
	19083232 / 19083229	Plinth MOPS with drawer LA-14 Inox/Skinplate
New	19083228/19079471	Plinth MOPS with drawer LA-18/22 Inox/Skinplate
	19056154/19060839	St. Steel LA-11 Inox/Skinplate to level all machines from top
	19005336/19060836	St. Steel LA-14 Inox/Skinplate to level all machines from top
	19005061/19060837	St. Steel LA-18/22 Inox/Skinplate to level all machines from top
New	19004974/19060838	St. Steel LA-28 Inox/Skinplate to level all machines from top
	19035700/19060842	St. Steel LA-11 Inox/Skinplate to align doorbase at 850 mm
	19035701/19060843	St. Steel LA-14 Inox/Skinplate to align doorbase at 850 mm
	19035702/19060844	St. Steel LA-18/22 Inox/Skinplate to align doorbase at 850 mm
New	19035703/19060845	St. Steel LA-28 Inox/Skinplate to align doorbase at 850 mm
	19034836/19060846	St. Steel LA-35C Inox/Skinplate to align doorbase at 850 mm
	19082007/19082004	St. Steel LA-45C Inox/Skinplate to align doorbase at 850 mm

Outer casing options

	CODE WITH OPTIONS	ABBREV.	DESCRIPTION
	15-0005	SSC	Stainless steel outer casing AISI-304 for LA-11
	15-0009	SSC	Stainless steel outer casing AISI-304 for LA-14
	15-0013	SSC	Stainless steel outer casing AISI-304 for LA-18
	15-0034	SSC	Stainless steel outer casing AISI-304 for LA-22
	15-0038	SSC	Stainless steel outer casing AISI-304 for LA-28
	15-0021	SSC	Stainless steel outer casing AISI-304 LA-35C
	15-0028	SSC	Stainless steel outer casing AISI-304 LA-45C
	15-0006	SSF	St. steel front & top panels AISI-304 LA-11
	15-0010	SSF	St. steel front & top panels AISI-304 LA-14
	15-0014	SSF	St. steel front & top panels AISI-304 LA-18
	15-0035	SSF	St. steel front & top panels AISI-304 LA-22
	15-0039	SSF	St. steel front & top panels AISI-304 LA-28
	15-0022	SSF	St. steel front & top panels AISI-304 LA-35C/45C

Voltage options

	CODE WITH OPTIONS	ABBREVIATION	DESCRIPTION
	20-0005	440V III 50/60Hz	Marine 440V III 50/60 for LA-11
	20-0009	440V III 50/60Hz	Marine 440V III 50/60 for LA-14
	20-0013	440V III 50/60Hz	Marine 440V III 50/60 for LA-18
	20-0013	440V III 50/60Hz	Marine 440V III 50/60 for LA-22
	20-0042	440V III 50/60Hz	Marine 440V III 50/60 for LA-28
	20-0021	440V III 50/60Hz	Marine 440V III 50/60 for LA-35C
	20-0024	440V III 50/60Hz	Marine 440V III 50/60 for LA-45C
	20-0019	230V III 50/60Hz	230V III 50/60 for LA-35C
	20-0040	230V III~50/60Hz	230V III 50/60 for LA-45C

High spin | High capacity

G Factor = 450 - 350 | 60 - 80 - 100 - 120 Kg



LA-60C TP2

General characteristics

- Drum and jacket in AISI-304 stainless steel.
- Unit exterior manufactured in skin plate, grey colour.
- Detergent dispenser with 5 compartments
- 8 signals for automatic liquid dosing, programmable in time and delay. 6 extra signals available optionally.
- 3 standard water inlets.
- Variable-frequency drive (standard 50-60 Hz). Balancing system controlled by the same drive.
- TOUCH PLUS programmer with 7" touch screen, 37 available languages and which lets you create an indefinite number of programs (20 pre-set).
- Allows programming, importing and exporting of programs and software updates via USB and/or **FagorKconnect**.
- Telemetry as standard: the whole wash process (temperatures, water levels) is stored on the washer and is extractable to a PC by USB memory or remotely with **FagorKconnect**.
- Wet Cleaning characteristics included in the scheduler (modifiable water levels and washing speed).
- Intelligent weighing system or manual load indication system to optimise water and detergent consumption at lower loads.
- "LOADING AID" system, water inlet and spin control to load the linen.
- Washers compatible with water recovery tanks.
- CB and WRAS product certifications.
- Water pipes not included.
- Need of pneumatic connection (compressed air) for LA-100C/LA-120C models.

	MODEL (#)	CODE (*)		CAPACITY KG		DOOR Ø (MM)	SPIN		HEATING TYPE	POWER KW		VOLT (**)	DIMENSIONS MM
		STANDARD	WITH OPTIONS	(1:9)	(1:10)		R.P.M.	G		HEATING	TOTAL ELEC.		
New	LA-60C TP2 E	19101195	18006985	67	60	560	875	450	E	36	40	X	1.420x1.433x1.880
New	LA-60C TP2 HW	19101197	18007030	67	60	560	875	450	HW	-	11	X	1.420x1.433x1.880
New	LA-60C TP2 S	19101196	18007029	67	60	560	875	450	S	-	11	X	1.420x1.433x1.880
New	LA-80C TP2 E	19101192	18006970	85	77	560	875	450	E	48	51	X	1.420x1.645x1.880
New	LA-80C TP2 HW	19101194	18007028	85	77	560	875	450	HW	-	15	X	1.420x1.645x1.880
New	LA-80C TP2 S	19101193	18007027	85	77	560	875	450	S	-	15	X	1.420x1.645x1.880
	LA-100C TP2 HW	19085395	18004007	105	95	700	678	350	HW	-	15	X	1.815x1.690x2.245
	LA-100C TP2 S	19085396	18004008	105	95	700	678	350	S	-	15	X	1.815x1.690x2.245
	LA-120C TP2 HW	19085393	18004005	128	115	700	678	350	HW	-	15	X	1.815x1.828x2.245
	LA-120C TP2 S	19085394	18004006	128	115	700	678	350	S	-	15	X	1.815x1.828x2.245

(*) : STANDARD Code: Use this code for orders of machines which do not include any option or version different to standard. The retail price is the one shown in the table.

Code WITH OPTIONS: Use this code for orders of machines which include any option or options from the table OPTIONS FOR WASHERS. The retail price is calculated by adding the price increases for each option to the retail price of the standard code.

(#) : E : Electric heating system. Stainless steel armoured heating elements.
 HW : Hot Water inlet. Wash with hot water from the network.
 S : Function with steam produced by external generators, pressures of 4 kg/cm².

(**): X : 400V III +N. Upon request 230 V III.

Options for washer extractors LA 60 - 80 - 100 - 120 kg

Versions and options available to include in configurable codes "18".

Factory assembly for machines ordered with their configurable code.

	CODE	CODE WITH OPTIONS	ABBREVIATION	DESCRIPTION
New	19101817	18-0046	DD	Double drain kit for LA-60C/80C
	19004748	18-0058	DD	Double drain kit for LA-100C/120C
New	-	18-0005	NC	Normally closed valve
New	19011484	only kit		1" water inlet hose for 60C and 80C models
	19040889	13-0037	WS	Weighing system 60, 80, 100 and 120 kg
	19034838	13-0036	XD	6 extra dosing signals card for LA-60C/80C/100C/120C
	-	13-0001	RD	Reversible door: reverse door opening
	-	13-0005	TR	Tropicalized model: protected board
New	19004575	13-0031	DH	Electric-Steam double heating kit for LA-60C/80C
	19079305	only kit	-	DQ-2 Dosing pump kit- 2 pumps and support (ready for 4 pumps) (Check page 42)
	19096561	only kit	-	Extra dosing pump kit - DB-1

Steam kit options

	CODE WITH OPTIONS	DESCRIPTION
New	19101819	Kit to transform an E or HW LA-60C/80C to steam



LA-60 TP2 + TILTING OPTION

Outer casing options

CODE WITH OPTIONS	ABBREV.	DESCRIPTION
15-0042	SSC	Stainless steel outer casing AISI-304 LA-60C
15-0043	SSC	Stainless steel outer casing AISI-304 LA-80C
15-0030	SSC	Stainless steel outer casing AISI-304 LA-100C
15-0031	SSC	Stainless steel outer casing AISI-304 LA-120C

Voltage options

CODE WITH OPTIONS	ABBREV.	DESCRIPTION
20-0025	400V III 50/60Hz	Supl 440V III 50/60 LA-60C
20-0046	400V III 50/60Hz	Supl 440V III 50/60 LA-80C
20-0031	440V III 50/60Hz	Supl 440V III 50/60 LA-100C /120C
20-0026	230 III 50/60Hz	Supl 230 III 50/60 LA-60C
20-0047	230 III 50/60Hz	Supl 230 III 50/60 LA-80C
20-0030	230V III 50/60Hz	Supl 230 III 50/60 LA-100C/120C

Tilting options

CODE	CODE WITH OPTIONS	ABBREV.	DESCRIPTION
-	16-0002	TL2	Double tilt for LA-60C/80C
-	16-0001	TL1	Front tilt for LA-60C/80C
-	16-0004	TL2	Double tilt for LA-100C/120C
-	16-0003	TL1	Front tilt for LA-100C/120C

Normal spin | Low and medium capacity

Hard-Mounted Machines | **G Force = 200** | 11 - 14 - 18 - 22 - 28 - 35 - 45 kg



LN-35C TP2

General characteristics

- Drum and jacket in AISI-304 stainless steel.
- Unit exterior manufactured in skin plate, colour grey, stainless steel appearance.
- Detergent dispenser with 4 compartments
- 8 signals for automatic liquid dosing, programmable in time and delay. 6 extra signals available optionally.
- 3 standard water inlets.
- Variable-frequency drive (standard 50-60 Hz). Balancing system controlled by the same drive.
- TOUCH PLUS programmer with 7" touch screen, 37 available languages and which lets you create an indefinite number of programs (20 pre-set).
- Allows programming, importing and exporting of programs and software updates via USB and/or **FagorKconnect**.
- Telemetry as standard: the whole wash process (temperatures, water levels) is stored on the washer and is extractable to a PC by USB memory or remotely with **FagorKconnect**.
- Wet Cleaning characteristics included in the programmer (modifiable water levels and washing speed).
- Intelligent weighing system or manual load indication system to optimise water and detergent consumption at lower loads.
- "LOADING AID" system, water inlet and spin control to load the linen.
- Washers compatible with water recovery tanks.
- CB and WRAS product certifications.

ANCHORAGE TO THE FLOOR

- These machines need to be anchored to the floor.
- FAGOR offers anchoring bases specific to each model, which must be ordered separately (see table of optional kits).
- The price of the machine does not include the anchoring base.

MODEL (#)	CODE (+)		CAPACITY KG		DOOR Ø (MM)	SPIN		HEATING TYPE	POWER KW		VOLT (**)	DIMENSIONS MM
	STANDARD	WITH OPTIONS	(1:9)	(1:10)		R.P.M.	G		HEATING	TOTAL ELEC.		
LN-11 TP2 E	19058460	18001875	11	10	373	762	200	E	6	6,3	T	719x684x1.158
LN-11 TP2 HW	19061848	18002000	11	10	373	762	200	HW	-	1,1	M	719x684x1.158
LN-11 TP2 S	19061849	18002001	11	10	373	762	200	S	-	1,1	M	719x684x1.158
LN-14 TP2 E	19058459	18001874	14	13	373	762	200	E	9	9,5	T	719x830x1.158
LN-14 TP2 HW	19061850	18001998	14	13	373	762	200	HW	-	1,1	M	719x830x1.158
LN-14 TP2 S	19061851	18001999	14	13	373	762	200	S	-	1,1	M	719x830x1.158
LN-18 TP2 E	19058458	18001873	20	18	460	714	200	E	12	12,75	T	788x840x1.307
LN-18 TP2 HW	19061852	18001996	20	18	460	714	200	HW	-	2,2	M	788x840x1.307
LN-18 TP2 S	19061853	18001997	20	18	460	714	200	S	-	2,2	M	788x840x1.307
New LN-22 TP2 E	19099372	18006808	25	22	460	714	200	E	12	12,75	T	788x950x1.307
New LN-22 TP2 HW	19099373	18006809	25	22	460	714	200	HW	-	2,2	M	788x950x1.307
New LN-22 TP2 S	19099374	18006816	25	22	460	714	200	S	-	2,2	M	788x950x1.307
New LN-28 TP2 E	19099302	18006812	31	28	460	682	200	E	18	19,2	V	884x1.070x1.340
New LN-28 TP2 HW	19099307	18006813	31	28	460	682	200	HW	-	4	M	884x1.070x1.340
New LN-28 TP2 S	19099371	18006817	31	28	460	682	200	S	-	4	M	884x1.070x1.340
LN-35C TP2 E	19084582	18003488	39	35	560	644	200	E	21	22	V	979x1.066x1.411
LN-35C TP2 HW	19084588	18003489	39	35	560	644	200	HW	-	4	M	979x1.066x1.411
LN-35C TP2 S	19084591	18003490	39	35	560	644	200	S	-	4	M	979x1.066x1.411
LN-45C TP2 E	19084592	18003491	47	42	560	644	200	E	21	23	X	979x1.200x1.411
LN-45C TP2 HW	19084593	18003492	47	42	560	644	200	HW	-	6	M	979x1.200x1.411
LN-45C TP2 S	19084594	18003493	47	42	560	644	200	S	-	6	M	979x1.200x1.411

(#): E: Electric heating system. Stainless steel armoured heating elements.
 HW: Hot Water inlet. Wash with hot water from the network.
 S: Function with steam produced by external generators, pressures of 4 kg/cm².

(**): M: 230V I + N (SINGLE PHASE) Valid for 400 V III + N / 230 V III (Three-phase)
 T: 400V III + N / 230V III (THREE PHASE) Valid also for 230 V I+N (Single phase)
 V: 400V III + N (Valid also for 230 V III)
 X: 400V III + N. Upon request 230 V III.

Options for washer extractors LN 11 - 14 - 22 - 28 - 35 - 45 kg

Versions and options available to include in configurable codes "18".

Factory assembly for machines ordered with their configurable code.

	CODE	CODE WITH OPTIONS	ABBREVIATION	DESCRIPTION
	19038354	only kit	-	External double drain 3" (recom. for LN-11/14)
New	19040866	18-0026	-	Double drain kit for LN-18/22/28/35C/45C
	-	18-0009	NC	Normally closed valve
	-	13-0014	RC	Water re-cycle: recirculation of bath water for LN-11. Not with KARE RECOVERY SYSTEM
	-	13-0016	RC	Water re-cycle: recirculation of bath water for LN-14. Not with KARE RECOVERY SYSTEM
	-	13-0018	RC	Water re-cycle: recirculation of bath water for LN-18. Not with KARE RECOVERY SYSTEM
New		13-0018	RC	Water re-cycle: recirculation of bath water for LN-22. Not with KARE RECOVERY SYSTEM
New		13-0020	RC	Water re-cycle: recirculation of bath water for LN-28. Not with KARE RECOVERY SYSTEM
	-	13-0022	RC	Water re-cycle: recirculation of bath water for LN 35/45. No disp. con KARE RECOVERY SYSTEM
	-	13-0002	SG	Silicone gasket LA-11/14
New		13-0032	SG	Silicone gasket LA-18/22/28
New		13-0035	XD	6 extra dosing signals card for LN-11-45
New		13-0001	RD	Reversible door: reverse door opening
	-	13-0005	TR	Tropicalized model: protected board
	19079305	only kit	-	DQ-2 Dosing pump kit- 2 pumps and support (ready for 4 pumps) (Check page 42)
	19096561	only kit	-	Extra dosing pump kit - DB-1
	19097916	-	-	Autotransformer kit 110/230V 1,2KV -Only Models, Hot water or steam LN-11-14-18

Steam options

CODE	DESCRIPTION
19004570	Kit to transform an E or HW for LN-11/14/18/22 to steam
19004571	Kit to transform an E or HW LN-28 to steam
19035743	Kit to transform an E or HW LN-35C/45C to steam

Outer casing options

CODE WITH OPTIONS	ABBREV.	DESCRIPTION
15-0003	SSC	Stainless steel outer casing AISI-304 LN-11
15-0007	SSC	Stainless steel outer casing AISI-304 LN-14
15-0011	SSC	Stainless steel outer casing AISI-304 LN-18
15-0032	SSC	Stainless steel outer casing AISI-304 LN-22
15-0036	SSC	Stainless steel outer casing AISI-304 LN-28
15-0019	SSC	St. Steel outer casing AISI-304 LN-35C
15-0027	SSC	St. Steel outer casing AISI-304 LN-45C
15-0004	SSF	St. steel front & top panels AISI-304 LN-11
15-0008	SSF	St. steel front & top panels AISI-304 LN-14
15-0012	SSF	St. steel front & top panels AISI-304 LN-18
15-0033	SSF	St. steel front & top panels AISI-304 LN-22
15-0037	SSF	St. steel front & top panels AISI-304 LN-28
15-0020	SSF	St. steel front & top panels AISI-304 LN-35C/ LN-45C

Anchor base kit options

CODE	DESCRIPTION
19101791	Anchoring base for LN-11
19101793	Anchoring base for LN-14
19101795	Anchoring base for LN-18
19101796	Anchoring base for LN-22
19101797	Anchoring base for LN-28
19013634	Anchoring base for LN-35C
19085763	Anchoring base for LN-45C

Washer "SLUICE" options

CODE WITH OPTIONS	ABBREV.	DESCRIPTION
13-0009	SL	SLUICE - Drum with Ø 8 mm holes for LN-11
13-0027	SL	SLUICE - Drum with Ø 8 mm holes for LN-14
13-0028	SL	SLUICE - Drum with Ø 8 mm holes for LN-18
13-0041	SL	SLUICE - Drum with Ø 8 mm holes for LN-22
13-0042	SL	SLUICE - Drum with Ø 8 mm holes for LN-28
13-0030	SL	SLUICE - Drum with Ø 8 mm holes for LN-35C
13-0040	SL	SLUICE - Drum with Ø 8 mm holes for LN-45C

Voltage options

CODE WITH OPTIONS	ABBREVIATION	DESCRIPTION
20-0005	440V 3~ (No N) 50/60 Hz	440V 3~ (No N) 50/60 Hz 11 kg
20-0009	440V 3~ (No N) 50/60 Hz	440V 3~ (No N) 50/60 Hz 14 kg
20-0013	440V 3~ (No N) 50/60 Hz	440V 3~ (No N) 50/60 Hz 18 kg
20-0013	440V 3~ (No N) 50/60 Hz	440V 3~ (No N) 50/60 Hz 22 kg
20-0045	440V 3~ (No N) 50/60 Hz	440V 3~ (No N) 50/60 Hz 28 kg
20-0035	440V 3~ (No N) 50/60 Hz	440V 3~ (No N) 50/60 Hz 35 kg
20-0038	440V 3~ (No N) 50/60 Hz	440V 3~ (No N) 50/60 Hz 45 kg
20-0037	230V 3~ 50/60Hz	230V 3~ 50/60Hz 45 kg

Normal spin | High capacity

Hard-Mounted Machines | **G Force = 150** | 60 - 80 kg



LN-60C TP2

General characteristics

- Drum and jacket in AISI-304 stainless steel.
- Unit exterior manufactured in skin plate, colour grey, stainless steel appearance.
- Detergent dispenser with 4 compartments
- 8 signals for automatic liquid dosing, programmable in time and delay. 6 extra signals available optionally.
- 3 standard water inlets.
- Variable-frequency drive (standard 50-60 Hz). Balancing system controlled by the same drive.
- TOUCH PLUS programmer with 7" touch screen, 37 available languages and which lets you create an indefinite number of programs (20 pre-set).
- Allows programming, importing and exporting of programs and software updates via USB.
- Telemetry as standard: the whole wash process (temperatures, water levels) is stored on the washer and is extractable to a PC by USB memory or remotely with **FagorKonnnect**.
- Wet Cleaning characteristics included in the programmer (modifiable water levels and washing speed).
- Intelligent weighing system or manual load indication system to optimise water and detergent consumption at lower loads.
- "LOADING AID" system, water inlet and spin control to load the linen.
- Washers compatible with water recovery tanks.
- CB and WRAS product certifications.

ANCHORAGE TO THE FLOOR

- These machines need to be anchored to the floor.
- FAGOR offers anchoring bases specific to each model, which must be ordered separately (see table of optional kits).
- The price of the machine does not include the anchoring base.

	MODEL (#)	CODE (*)		CAPACITY KG		DOOR Ø (MM)	SPIN		HEATING TYPE	POWER KW		VOLT (**)	DIMENSIONS MM
		STANDARD	WITH OPTIONS	(1:9)	(1:10)		R.P.M.	G		HEATING	TOTAL ELEC.		
New	LN-60C TP2 E	19101668	18007181	66	60	560	505	150	E	36	41,5	X	1.225x1.279x1.640
New	LN-60C TP2 HW	19101670	18007184	66	60	560	505	150	HW	-	5,5	X	1.225x1.279x1.640
New	LN-60C TP2 S	19101669	18007183	66	60	560	505	150	S	-	5,5	X	1.225x1.279x1.640
New	LN-80C TP2 E	19100954	18006967	88	80	560	505	150	E	48	53,5	X	1.225x1.492x1.640
New	LN-80C TP2 HW	19101200	18007026	88	80	560	505	150	HW	-	7,5	X	1.225x1.492x1.640
New	LN-80C TP2 S	19101199	18007025	88	80	560	505	150	S	-	7,5	X	1.225x1.492x1.640

(#): E: Electric heating system. Stainless steel armoured heating elements.
 HW: Hot Water inlet. Wash with hot water from the network.
 S: Function with steam produced by external generators, pressures of 4 kg/cm².

(**): M: 230V I + N (SINGLE PHASE) Valid for 400 V III +N / 230 V III (Three-phase)
 T: 400V III + N / 230V III (THREE PHASE) Valid also for 230 V I+N (Single phase)
 V: 400V III + N (Valid also for 230 V III)
 X: 400V III +N . Upon request 230 V III.

Options for washer extractors LN 60 - 80 kg

Versions and options available to include in configurable codes "18".

Factory assembly for machines ordered with their configurable code.

CODE	CODE WITH OPTIONS	ABBREVIATION	DESCRIPTION	
19035697	18-0054	-	Double drain kit for LN-60C/80C	
New	-	18-0009	NC	Normally closed valve
New	-	13-0001	RD	Reversible door: reverse door opening
-	13-0005	TR	Tropicalized model: protected board	
19079305	only kit	-	DQ-2 Dosing pump kit- 2 pumps and support (ready for 4 pumps) (Check page 42)	
19096561	only kit	-	Extra dosing pump kit - DB-1	
New	19011484	only kit	-	1" water inlet hose for 60C and 80C models

Steam options

CODE	DESCRIPTION
19035698	Kit to transform an E or HW LN-60C/80C to steam

Outer casing options

CODE WITH OPTIONS	ABBREV.	DESCRIPTION
15-0023	SSC	Stainless steel outer casing AISI-304 LN-60C
15-0040	SSC	Stainless steel outer casing AISI-304 LN-80C
15-0024	SSF	St. steel front & top panels AISI-304 LN-60C
15-0041	SSF	St. steel front & top panels AISI-304 LN-80C

Anchor base kit options

CODE	DESCRIPTION
19101266	Anchoring base for LN-60C
19101267	Anchoring base for LN-80C

Voltage options

CODE WITH OPTIONS	ABBREVIATION	DESCRIPTION
20-0028	440V 3~ (No N) 50/60 Hz	440V 3~ (No N) 50/60 Hz 60 kg
20-0048	440V 3~ (No N) 50/60 Hz	440V 3~ (No N) 50/60 Hz 80 kg
20-0026	230V 3~ 50/60Hz	230V 3~ 50/60Hz 60/80kg

Dosing Kit

Nowadays, the automation of processes is sought, preventing human error from influencing the result of said processes.

Fagor Professional helps you to automate small installations, those that consume little chemical product, launching our new set of pumps, which ensures that the precise amount of chemical product is entered when it is really necessary.



01.

No maintenance

Using compatible detergents.
*Check note below

02.

Easy installation

Plug and play kit, easy to install and configurate with TP2 control

03.

Reduzed size

Small size comparing with other dosing system

04.

Led indicator

Indicative LED when the pump is in service.

05.

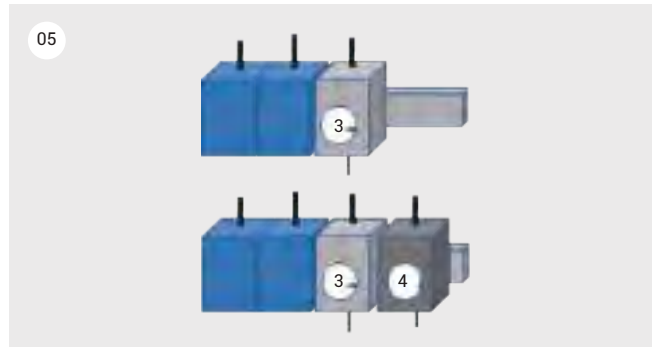
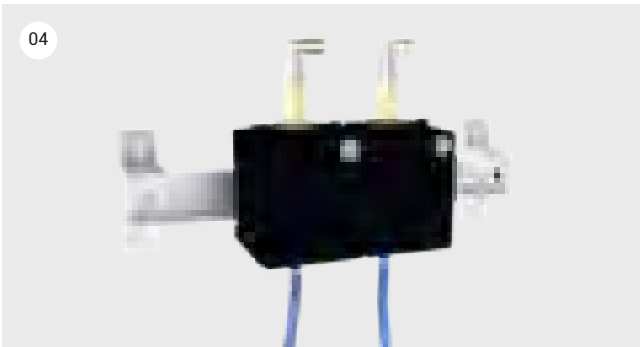
Modularity - Expansion Kit

Initial kit of 2 pumps with the guide support suitable for up to 4 pumps. The extension kits are with individual pumps

06.

Ideal solution for selfservice

Small size comparing with other dosing system



NOTE:

Not all chemicals are compatible, for this reason it is important to do chemical laboratory tests. Please contact our sales team for further details.

Dosing Kit

The new Touch Plus Control TP2 offers great flexibility to the user thanks to its numerous functions: easy programming, 7-inch touch screen in full colour, 37 available languages, USB port for updates and the same control system for OPL washers and coin washers.

Dosing with the necessary amount at the correct time provides you with security during the process and uniformity in the result. And the most important thing: your peace of mind. Dosing signal for time of dosage, start delay, start selection in all models.



- 1 | What pump we want to use, 8 standard pump signals and 6 more as option.
- 2 | When we activate the pump:
ML: Minimum water level
L: When we get the programmed water level
T: When we get the programmed temperature
- 3 | Delay to the activation of the pumps within the same phase.
- 4 | Pump activation in seconds.

Our solutions or your small businesses

On Premise / Self-Service Laundries

Bed & breakfast
 Rural houses and lodges
 Beauty salons
 Clinics
 Cleaning companies (dust mops)
 Nursing homes
 Nurseries

Hostels
 Laboratories
 Hairdressers'
 Small Industries
 Spas
 Hostals
 Apartments

Camp sites
 Colleges, residences and universities
 Neighborhood community
 Transportable containers
 Self-service laundries

Codes for different voltages and frequencies

High spin washers

	400V III+N 50 HZ	230V III 50 HZ	230V I+N 50 HZ	400V III+N 60 HZ	230V III 60 HZ	230V I+N 60 HZ	MARINE 440V III 60 HZ WITHOUT N
LA-11 TP2 E	STD	STD	STD	STD	STD	STD	OPT
LA-11 TP2 HW	N/A	N/A	STD	N/A	N/A	STD	OPT
LA-11 TP2 S	N/A	N/A	STD	N/A	N/A	STD	OPT
LA-14 TP2 E	STD	STD	STD	STD	STD	STD	OPT
LA-14 TP2 HW	N/A	N/A	STD	N/A	N/A	STD	OPT
LA-14 TP2 S	N/A	N/A	STD	N/A	N/A	STD	OPT
LA-18 TP2 E	STD	STD	STD	STD	STD	STD	OPT
LA-18 TP2 HW	N/A	N/A	STD	N/A	N/A	STD	OPT
LA-18 TP2 S	N/A	N/A	STD	N/A	N/A	STD	OPT
LA-22 TP2 E	STD	STD	STD	STD	STD	STD	OPT
LA-22 TP2 HW	N/A	N/A	STD	N/A	N/A	STD	OPT
LA-22 TP2 S	N/A	N/A	STD	N/A	N/A	STD	OPT
LA-28 TP2 E	STD	STD	N/A	STD	STD	N/A	OPT
LA-28 TP2 HW	N/A	OPT	STD	N/A	OPT	STD	OPT
LA-28 TP2 S	N/A	OPT	STD	N/A	OPT	STD	OPT
LA-35C TP2 E	STD	OPT	N/A	STD	OPT	N/A	OPT
LA-35C TP2 HW	STD	OPT	N/A	STD	OPT	N/A	OPT
LA-35C TP2 S	STD	OPT	N/A	STD	OPT	N/A	OPT
LA-45C TP2 E	STD	OPT	N/A	STD	OPT	N/A	OPT
LA-45C TP2 HW	STD	OPT	N/A	STD	OPT	N/A	OPT
LA-45C TP2 S	STD	OPT	N/A	STD	OPT	N/A	OPT
LA-60C TP2 E	STD	OPT	N/A	STD	OPT	N/A	OPT
LA-60C TP2 HW	STD	OPT	N/A	STD	OPT	N/A	OPT
LA-60C TP2 S	STD	OPT	N/A	STD	OPT	N/A	OPT
LA-80C TP2 E	STD	OPC	NO	STD	OPC	NO	OPC
LA-80C TP2 HW	STD	OPC	NO	STD	OPC	NO	OPC
LA-80C TP2 S	STD	OPC	NO	STD	OPC	NO	OPC
LA-100C TP2 HW	STD	OPT	N/A	STD	OPT	N/A	OPT
LA-100C TP2 S	STD	OPT	N/A	STD	OPT	N/A	OPT
LA-120C TP2 HW	STD	OPT	N/A	STD	OPT	N/A	OPT
LA-120C TP2 S	STD	OPT	N/A	STD	OPT	N/A	OPT

N/A Not available
OPT: Optional
STD: Standard

Normal spin washers

	400V III+N 50 HZ	230V III	230V I+N	400V III+N	230V III	230V I+N	MARINE 440V III
	50 HZ	50 HZ	50 HZ	60 HZ	60 HZ	60 HZ	60 HZ WITHOUT N
LN-11 TP2 E	STD	STD	STD	STD	STD	STD	OPT
LN-11 TP2 HW	N/A	N/A	STD	N/A	N/A	STD	OPT
LN-11 TP2 S	N/A	N/A	STD	N/A	N/A	STD	OPT
LN-14 TP2 E	STD	STD	STD	STD	STD	STD	OPT
LN-14 TP2 HW	N/A	N/A	STD	N/A	N/A	STD	OPT
LN-14 TP2 S	N/A	N/A	STD	N/A	N/A	STD	OPT
LN-18 TP2 E	STD	STD	STD	STD	STD	STD	OPT
LN-18 TP2 HW	N/A	N/A	STD	N/A	N/A	STD	OPT
LN-18 TP2 S	N/A	N/A	STD	N/A	N/A	STD	OPT
LN-22 TP2 E	STD	STD	STD	STD	STD	STD	OPT
LN-22 TP2 HW	N/A	N/A	STD	N/A	N/A	STD	OPT
LN-22 TP2 S	N/A	N/A	STD	N/A	N/A	STD	OPT
LN-28 TP2 E	STD	STD	N/A	STD	STD	N/A	OPT
LN-28 TP2 HW	N/A	OPT	STD	N/A	OPT	STD	OPT
LN-28 TP2 S	N/A	OPT	STD	N/A	OPT	STD	OPT
LN-35C TP2 E	STD	STD	N/A	STD	STD	N/A	OPT
LN-35C TP2 HW	N/A	N/A	STD	N/A	N/A	STD	OPT
LN-35C TP2 S	N/A	N/A	STD	N/A	N/A	STD	OPT
LN-45C TP2 E	STD	OPT	N/A	STD	OPT	N/A	OPT
LN-45C TP2 HW	STD	OPT	N/A	STD	OPT	N/A	OPT
LN-45C TP2 S	STD	OPT	N/A	STD	OPT	N/A	OPT
LN-60C TP2 E	STD	OPT	N/A	STD	OPT	N/A	OPT
LN-60C TP2 HW	STD	OPT	N/A	STD	OPT	N/A	OPT
LN-60C TP2 S	STD	OPT	N/A	STD	OPT	N/A	OPT
LN-80C TP2 E	STD	OPC	NO	STD	OPC	NO	OPC
LN-80C TP2 HW	STD	OPC	NO	STD	OPC	NO	OPC
LN-80C TP2 S	STD	OPC	NO	STD	OPC	NO	OPC

N/A: Not available

OPT: Optional

STD: Standard



Sanitary Barrier

LRB Range (18-22 kg)	054
LMED Range (16-22 kg)	056
LBS Range (27, 35, 50, 70 kg)	058
Pullman Range (100 kg)	060

Special models or any other variant on the standard model are to be assembled in factory, and carry a supplement over the price indicated for the standard model.

Please consult Fagor Professional for any other variant or option not reflected on this list.

Sanitary barrier

G Force > 300



LBS-70 TP2

01.

The strict sanitary rules (RABC) require powerful machines with special washing processes for hospitals, pharmaceutical, nuclear and cosmetics industries, prisons, etc. The barrier washer, installed between two separate areas, avoids all contact between dirty (infectious) linen and the clean linen, and any type of cross-contamination during the process. At the same time, their ergonomic design allows efficient work, which increases production by a high percentage.


02.

The FAGOR sanitary barrier washers range is very wide and stands out for its advanced technology and characteristics, high spinning speed and easy installation. With capacities from 16 to 100 kg, they are perfect to adapt to the needs of this specific and demanding market.

03.

All the machines include the TP2 microprocessor, with 7" touch screen in the LMED range, and two 7" screens in the LBS ranges, a touch screen for programming on the dirty linen loading side, and an information screen on the unloading side in the clean zone.

Barrier Concept



Installed between two separate areas, avoids all contact between dirty (infectious) linen and the clean linen, and any type of cross-contamination during the process.

At the same time, their ergonomic design allows efficient work, which increases production by a high percentage.

Composition of the ranges

TYPE OF CONTROL	HEATING	LOW CAPACITY LRB SERIES	
		16 - 18 KG	22 - 25 KG
Touch Plus (TP2) programmable control	Electric-Steam Double heating E+S	LRB-18 TP2	LRB-22 TP2

New

New

Composition of the ranges

TYPE OF CONTROL	HEATING	LOW CAPACITY LMED SERIES	
		16 - 18 KG	22 - 25 KG
Touch Plus (TP2) programmable control	Electric-Steam Double heating E+S	LMED-16 TP2	LMED-22 TP2

TYPE OF CONTROL	HEATING	MEDIUM CAPACITY LBS SERIES		HIGH CAPACITY PULLMAN SERIES		
		27 - 30 KG	35 - 39 KG	49 - 54 KG	70 - 78 KG	90 - 100 KG
Touch Plus (TP2) programmable control	Electric-Steam Double heating E+S	LBS-27 TP2	LBS-35 TP2	LBS-50 TP2	LBS-70 TP2	
Touch Plus (TP2) programmable control	Electric-Steam Double heating E+S	LBS-27 TP2 PULLMAN NEW OPTION	LBS-35 TP2 PULLMAN NEW OPTION	LBS-50 TP2 PULLMAN NEW OPTION		LBS-100 TP2 PULLMAN

New

New

New

General characteristics

01.

Touch Plus Control

- Easy to use and fully programmable
- Telemetry as standard.
- 8 dosage signals as standard.
- Screens in both parts of the machine (second screen optional in the LMED models).
- Touch screen operated from the dirty linen side and only visible on the clean linen side, to show the state of the washing programs.
- USB connection. Free PC software for programming, telemetry, data analysis...
- Designed for remote communication. **FagorKonnnect**.
- Personalisation of programs in accordance with each need.
- Wet cleaning.

Optional:

- Printer.
- 6 extra dosage signals.
- Second information screen for LMED.

02.

Maintenance

- Electrical part to the left, mechanical to the right, connections at the top.
- Easy access to all the components.
- Easier to connect, all connections protected from water and detergents.
- Central drain
- Technical menu.
- Statistics, alarms, auto-test, data recovery for technicians and maintenance.

Optional:

- Side drain.
- Low steam pressure: to allow the installation of steam-heated washers with low steam pressure in situ.

03.

Outstanding Features

- Double screen in LBS and Pullman models; optional second information screen in LMED models.
- Automatic drum positioning with motor brake to facilitate the loading and unloading operation (LBS models; optional in LMED models).
- 3 water inlets in LBS models and 2 in LMED models.
- Wet cleaning: equipped with all the functions for use of the delicate linen wet cleaning programs (useful in residences).
- Outer body in skin plate, easy to clean.

Optional:

- Detergent tray kit.
- Dual electric-steam heating: saves energy.
- Second drain valve to reclaim the water.
- Tap for extracting water for samples.
- UPS kit to release the drum brake in the case of electric power cut.
- Outer body in AISI 304 stainless steel.



04.
Ergonomics

- The large door opening aids loading and unloading of linen; the largest door opening on the market.
- Drum easy to open with push button.
- Loading height: 800 mm.

Optional:

- Plinths for 850 mm loading height.

05.
Efficiency

- Intelligent weighing system.
- Possibility of configuring three levels of savings.
- Optimum load.
- Designed for water recovery tanks. Low water consumption.
- High G FORCE
- Reduced residual moisture.
- Reduced drying time.

Optional:

- Automatic weighing system in the feet.


06.
Hygiene

- Standard telemetry.

All washing process (temperatures, water levels,...) are stored in the washer and can be downloaded from USB port or with **FagorKonnnect** licence, helping to assure the standard hygiene assurance regulations (RABC).

Optional:

- Printer with washing cycles data to ensure disinfection and hygiene.



LRB Range | G Force = 300 | 18 - 22 Kg



General Characteristics



LRB-22 TP2

- Sanitary barrier washer with 2 doors, 90° design.
- 300 G-Factor.
- Rigid Mounted.
- Drum and jacket in AISI-304 stainless steel.
- External panels in skin plate, colour grey, stainless steel look.
- Detergent dispenser with 4 compartments.
- 8 signals for automatic liquid dosing. 6 extra signals available optionally.
- 3 standard water inlets.
- Fully programmable 7" TOUCH PLUS control (TP2) on dirty linen loading side.
- Telemetry as standard.
- Ready for Wet Cleaning.
- Intelligent weighing system or manual load indication system to optimise water and detergent consumption at lower loads.
- Washers compatible with water recovery tanks.
- Technical menu. Statistics, alarms, autotest, data recovery for technicians and maintenance.
- FAGOR offers anchoring bases specific to each model, which must be ordered separately (see table of optional kits).
- Motor with built-in frequency inverter.
- The price of the machine does not include the anchoring base.
- **FagorKonnnect** - Standard IOT connectivity.
- Rear drainage.

Note: For ergonomic reasons of loading and unloading, we recommend installation on a concrete base. Review installation manual.

MODEL (#)	CODE (+)		CAPACITY KG		DOOR Ø (MM)	SPIN		HEATING TYPE	POWER KW		VOLT (**)	DIMENSIONS MM
	STANDARD	WITH OPTIONS	(1:9)	(1:10)		R.P.M.	G		HEATING	TOTAL ELEC.		
New LRB-18 TP2 E	To consult	To consult	20	18	460	874	300	E	12	12,75	T	788x840x1307
New LRB-18 TP2 HW	To consult	To consult	20	18	460	874	300	HW	-	2,2	M	788x840x1307
New LRB-18 TP2 S	To consult	To consult	20	18	460	874	300	S	-	2,2	M	788x840x1307
New LRB-22 TP2 E	To consult	To consult	28	25	460	836	300	E	18	19	V	884x1011x1340
New LRB-22 TP2 HW	To consult	To consult	28	25	460	836	300	HW	-	3	M	884x1011x1340
New LRB-22 TP2 S	To consult	To consult	28	25	460	836	300	S	-	3	M	884x1011x1340

(*) : STANDARD Code: Use this code for orders of machines which do not include any option or version different to standard. The retail price is the one shown in the table.
 Code WITH OPTIONS: Use this code for orders of machines which include any option or options from the table OPTIONS FOR WASHERS.
 The retail price is calculated by adding the price increases for each option to the retail price of the standard code.

(#) : E : Electric heating system. Stainless steel armoured heating elements. (**): T : 400V III + N /230V III (THREE PHASE) Valid also for 230 V I+N (Single phase)
 S : Function with steam produced by external generators, pressures of 4 kg/cm². V : 400V III + N (Valid also for 230 V III)

Options for LRB sanitary barrier washers

Versions and options available to include in configurable codes "18".
 Factory assembly for machines ordered with their configurable code.

CODE	CODE WITH OPTIONS	ABBREVIATION	DESCRIPTION
19040866	18-0026	DD	Double drain kit for LRB-18, 22 KG
-	18-0025	NC	Normally closed valve LRB-18
-	18-0033	NC	Normally closed valve LRB-22
19034838	13-0035	XD	6 extra dosing signals card
-	To consult	RD	Reversible door: reverse door opening
-	To consult	TR	Tropicalized model: protected board

Steam options

CODE	DESCRIPTION
19004570	Kit to transform LRB-18 to steam
19004571	Kit to transform LRB-22 to steam

Outer casing options

CODE WITH OPTIONS	ABBREV.	DESCRIPTION
To consult	SSC	Stainless steel outer casing LRB-18
To consult	SSC	Stainless steel outer casing LRB-22

Anchor base kit options

CODE	DESCRIPTION
19013632	Anchoring base for LRB-18
19013633	Anchoring base for LRB-22

Voltage options

CODE WITH OPTIONS	ABBREVIATION	DESCRIPTION
To consult	400 III 50/60	Supl 440V III 50/60 LRB-18
To consult	400 III 50/60	Supl 440V III 50/60 LRB-22



LMED Range | G Force = 350 | 16 - 22 Kg



LMED-22 TP2

General Characteristics

- G FORCE 350
- New TP2 processor with 7" touch screen on the dirty side (optional on the clean side).
- External steel casing with grey coating (skinplate), stainless steel, easy to clean finish.
- Heating versions: electric and steam.
- Double heating version, selectable electric and steam.
- Telemetry as standard.
- 2 water inlets.
- 8 signals for automatic liquid dosing, programmable in time and delay.
- Optimum load. Intelligent weighing system.
- Possibility of configuring three levels of savings. 6 extra signals available optionally.
- Designed for water recovery tanks. Low water consumption.
- 1-compartment horizontal spin drum.
- Loading and unloading doors. Door locks with safety opening.
- Electrical part to the left, mechanical to the right, connections at the top.
- Central drain
- Technical menu. Statistics, alarms, auto-test, data recovery for technicians and maintenance.
- Motor with variable-frequency drive incorporated.
- Prepared for Wet cleaning
- **FagorKonnnect** - Standard IOT connectivity.

MODEL (#)	CODE (*)		CAPACITY KG		DOOR Ø (MM)	SPIN		HEATING TYPE	POWER KW		VOLT (**)	DIMENSIONS MM
	STANDARD	WITH OPTIONS	(1:9)	(1:10)		R.P.M.	G		HEATING	TOTAL ELEC.		
LMED-16 TP2 E	19066871	18002262	18	16	400x315	1.000	350	E	12	14,2	V	984x914x1.398
LMED-16 TP2 S	19066872	18002263	18	16	400x315	1.000	350	S	-	2,2	T	984x914x1.398
LMED-16 TP2 ES	19066873	18002264	18	16	400x315	1.000	350	E/S	12	14,2	V	984x914x1.398
LMED-22 TP2 E	19066874	18002265	25	22	400x315	1.000	350	E	18	20,2	V	1.184x914x1.398
LMED-22 TP2 S	19066875	18002266	25	22	400x315	1.000	350	S	-	2,2	T	1.184x914x1.398
LMED-22 TP2 ES	19066876	18002267	25	22	400x315	1.000	350	E/S	18	20,2	V	1.184x914x1.398

(#) : STANDARD Code: Use this code for orders of machines which do not include any option or version different to standard. The retail price is the one shown in the table.

Code WITH OPTIONS: Use this code for orders of machines which include any option or options from the table OPTIONS FOR WASHERS. The retail price is calculated by adding the price increases for each option to the retail price of the standard code.

(#) : E : Electric heating system. Stainless steel armoured heating elements.
S : Function with steam produced by external generators, pressures of 4 kg/cm².

(**) : T : 400V III + N /230V III (THREE PHASE) Valid also for 230 V I+N (Single phase)
V : 400V III + N (Valid also for 230 V III)

Options for LMED sanitary barrier washers

Versions and options available to include in configurable codes "18".

Factory assembly for machines ordered with their configurable code.

CODE	CODE WITH OPTIONS	ABBREVIATION	DESCRIPTION
-	23-0013	2SC	7" second screen on clean side
19068603	23-0002	WS	Weighing system on feet. Includes kit with 6 extra dosing signals.
19068605	23-0003	XD	6 extra dosing signals card for liquid dosing. Total of 14 signals.
19068608	23-0004	PR	Printer
-	23-0015	TWI	3rd water inlet 16,22
-	23-0007	DD	2nd drain valve 16,22
-	23-0008	TV	Titration valve
19068612	23-0009	LDV	Side drain valve 16,22
-	23-0006	LPS	Low steam pressure battery (0,5 bar)
19068607	23-0010	DBX	4 compartment detergent box 16
19068608	23-0010	DBX	4 compartment detergent box 22
-	23-0014	BR	Electric drum motor brake
19068610	23-0001	UPS	UPS option (in case of power failure)
19085714	only kit	-	End of cycle light alarm
-	0322-00	-	Configuration only 1 front washer mode door for LMED 16
-	0322-01	-	Configuration only 1 front washer mode door for LMED 22
-	28-0001	SSC	Stainless steel AISI 304 outer casing for LMED-16
-	28-0002	SSC	Stainless steel AISI 304 outer casing for LMED-22

Anchor base kit options

CODE	DESCRIPTION
19068584	Plinth for LMED-16 for ergonomic (door base 850mm)
19068587	Plinth for LMED-22 for ergonomic (door base 850 mm)

Voltage options

CODE WITH OPTIONS	ABBREVIATION	DESCRIPTION
22-0012	400 III 50/60	Maritime voltage 440V III (No N) 50/60Hz

Frame options

CODE	DESCRIPTION
19068594	Stainless steel frame LMED-16
19068596	Stainless steel frame LMED-22
19072459	Stainless steel frame LMED-16 equipped with loading base
19072470	Stainless steel frame LMED-22 equipped with loading base

Packing options

CODE WITH OPTIONS	ABBREVIATION	DESCRIPTION
27-0001	WM	Maritime wooden packing for LMED16
27-0002	WM	Maritime wooden packing for LMED22

LBS Range | G Force = 375 | 27 - 35 - 50 - 70 Kg



LBS-50 TP2

General characteristics

- G Force 375.
- TP2 processor with two 7" screens, a touch screen for programming on the dirty linen loading side, and an information screen on the unloading side in the clean zone.
- External steel casing with grey coating (skinplate), stainless steel, easy to clean finish.
- Heating versions: electric and steam.
- Double heating version, selectable electric and steam.
- Telemetry as standard.
- 3 water inlets.
- 8 signals for automatic liquid dosing, programmable in time and delay. 6 extra signals available optionally.
- Optimum load. Intelligent weighing system.
- Possibility of configuring three levels of savings.
- Designed for water recovery tanks. Low water consumption.
- 1-compartment horizontal spin drum (LBS-70 models with two compartments).
- Loading and unloading doors. Door locks with safety opening.
- Automatic drum positioning with motor brake to facilitate the loading and unloading operation. Loading height: 800 mm.
- Electrical part to the left, mechanical to the right, connections at the top.
- Central drain
- Technical menu. Statistics, alarms, auto-test, data recovery for technicians and maintenance.
- Motor with variable-frequency drive incorporated.
- Prepared for Wet cleaning.
- **FagorConnect** - Standard IOT connectivity.

MODEL (#)	CODE (*)		CAPACITY KG		DOOR Ø (MM)	SPIN		HEATING TYPE	POWER KW		VOLT (**)	DIMENSIONS MM
	STANDARD	WITH OPTIONS	(1:9)	(1:10)		R.P.M.	G		HEATING	TOTAL ELEC.		
LBS-27 TP2 E	19066877	18002268	30	27	480x515	920	375	E	18	22,00	V	1.201x1.098x1.581
LBS-27 TP2 S	19066878	18002269	30	27	480x515	920	375	S	-	4,00	T	1.201x1.098x1.581
LBS-27 TP2 ES	19066879	18002270	30	27	480x515	920	375	E/S	18	22,00	V	1.201x1.098x1.581
LBS-35 TP2 E	19066880	18002271	39	35	640x515	920	375	E	27	31,00	V	1.359x1.098x1.581
LBS-35 TP2 S	19066881	18002272	39	35	640x515	920	375	S	-	4,00	V	1.359x1.098x1.581
LBS-35 TP2 ES	19066882	18002273	39	35	640x515	920	375	E/S	27	31,00	V	1.359x1.098x1.581
LBS-50 TP2 E	19066883	18002274	54	49	640x515	920	375	E	36	41,50	V	1.654x1.098x1.581
LBS-50 TP2 S	19066884	18002275	54	49	640x515	920	375	S	-	5,50	V	1.654x1.098x1.581
LBS-50 TP2 ES	19066885	18002276	54	49	640x515	920	375	E/S	36	41,5	V	1.654x1.098x1.581
LBS-70 TP2 E	19066886	18002277	78	70	^(2x*) 640*515	920	375	E	45	52,5	X	2.061x1.098x1.581
LBS-70 TP2 S	19066887	18002278	78	70	^(2x*) 640*515	920	375	S	-	7,5	V	2.061x1.098x1.581
LBS-70 TP2 ES	19066888	18002279	78	70	^(2x*) 640*515	920	375	E/S	45	52,5	X	2.061x1.098x1.581

(*) : STANDARD Code: Use this code for orders of machines which do not include any option or version different to standard. The retail price is the one shown in the table.

Code WITH OPTIONS: Use this code for orders of machines which include any option or options from the table OPTIONS FOR WASHERS. The retail price is calculated by adding the price increases for each option to the retail price of the standard code.

(#) : E : Electric heating system. Stainless steel armoured heating elements.
S : Function with steam produced by external generators, pressures of 4 kg/cm².

(**): T : 400V III + N /230V III (THREE PHASE) Valid also for 230 V I+N (Single phase)
V : 400V III + N (Valid also for 230 V III)
X : 400V III +N . Upon request 230 V III.

Options for LBS sanitary barrier washers

Versions and options available to include in configurable codes "18".

Factory assembly for machines ordered with their configurable code.

CODE	CODE WITH OPTIONS	ABBREVIATION	DESCRIPTION
New -	321_001	PM	PULLMAN drum for LBS-27
New -	321_002	PM	PULLMAN drum for LBS-35
New -	321_003	PM	PULLMAN drum for LBS-50
19068603	23-0002	WS	Weighing sensor system on feet for LBS-27 to LBS-50. Includes kit with 6 extra dosing signals
19068604	23-0002	WS	Weighing sensor system on feet for LBS-70. Includes kit with 6 extra dosing signals
19068605	23-0003	XD	6 extra dosing signals card
19068044	23-0031	PR	Printer
-	23-0020	DD	2nd drain valve 27-70
-	23-0008	TV	Titration valve
19068613	23-0016	LDV	Side drain valve 27-70
-	23-0032	LPS	Low steam pressure 27-70
19068609	23-0017	DBX	4 compartments detergent box
19068611	23-0018	UPS	UPS option (in case of power failure)
19085711	only kit	-	End of cycle light alarm
-	0322-02	-	Configuration only 1 front washer mode door for LBS 27
-	0322-03	-	Configuration only 1 front washer mode door for LBS 35
-	0322-04	-	Configuration only 1 front washer mode door for LBS 50
-	0322-05	-	Configuration only 1 front washer mode door for LBS 70

Plinth kit options

CODE	DESCRIPTION
19068588	Plinth for LBS-27 to align doorbase at 850 mm
19068590	Plinth for LBS-35 to align doorbase at 850 mm
19068592	Plinth for LBS-50 to align doorbase at 850 mm
19068593	Plinth for LBS-77 to align doorbase at 850 mm

Frame options

CODE	DESCRIPTION
19068598	Stainless steel frame for LBS-27
19068599	Stainless steel frame for LBS-35
19068600	Stainless steel frame for LBS-50
19068602	Stainless steel frame for LBS-70
19072471	St. steel frame LBS-27 equipped with loading base
19072472	St. steel frame LBS-35 equipped with loading base
19072473	St. steel frame LBS-50 equipped with loading base
19072474	St. steel frame LBS-70 equipped with loading base

Packing options

CODE WITH OPTIONS	ABBREVIATION	DESCRIPTION
27-0003	WM	Maritime wooden packing for LBS27
27-0004	WM	Maritime wooden packing for LBS35
27-0005	WM	Maritime wooden packing for LBS50
27-0006	WM	Maritime wooden packing for LBS70

Outer casing options

CODE WITH OPTIONS	ABBREVIATION	DESCRIPTION
28-0003	SSC	Stainless steel AISI 304 outer casing for LBS-27
28-0004	SSC	Stainless steel AISI 304 outer casing for LBS-35
28-0005	SSC	Stainless steel AISI 304 outer casing for LBS-50
28-0006	SSC	Stainless steel AISI 304 outer casing for LBS-70

Voltage options

CODE WITH OPTIONS	ABBREVIATION	DESCRIPTION
22-0005	230 III 50/60Hz	230/III/50-60 LBS-27
22-0006	230 III 50/60Hz	230/III/50-60 LBS-35
22-0007	230 III 50/60Hz	230/III/50-60 LBS-50
22-0008	230 III 50/60Hz	230/III/50-60 LBS-70
22-0012	440 III 60Hz (No N)	440/60/3 (marine) LBS

Pullman Range | G Force = 325 | 100 Kg

General Characteristics



LBS-100 TP2

- G Force 325.
- Pullman-type axial separation drum, 2 compartments.
- TP2 processor with two 7" screens, a touch screen for programming on the dirty linen loading side, and an information screen on the unloading side in the clean zone.
- External steel casing with grey coating (skinplate), stainless steel, easy to clean finish.
- Heating versions: electric and steam.
- 3 water inlets.
- 8 signals for automatic liquid dosing, programmable in time and delay. 6 extra signals available optionally.
- Optimum load. Intelligent weighing system.
- Possibility of configuring three levels of savings.
- Loading and unloading doors. Door locks with safety opening.
- Automatic drum positioning with motor brake to facilitate the loading and unloading operation. Loading height: 960 mm.
- Electrical part to the left, mechanical to the right, connections at the top.
- Central drain
- Technical menu. Statistics, alarms, auto-test, data recovery for technicians and maintenance.
- Motor with variable-frequency drive incorporated.
- Prepared for Wet cleaning.
- Requires compressed air supply.
- UPS Kit to avoid drum brake blocking in case of power failure.
- **FagorKonnnect** - Standard IOT connectivity.

MODEL (#)	CODE	CAPACITY KG		DOOR Ø (MM)	SPIN		HEATING TYPE	POWER KW		VOLT (**)	DIMENSIONS MM
		(1:9)	(1:10)		R.P.M.	G		HEATING	TOTAL ELEC.		
LBS-100 TP2 E	19072295	100	90	900x500	750	325	E	60	75	X	1.677x1.346x1.964
LBS-100 TP2 S	19072296	100	90	900x500	750	325	S	-	15	V	1.677x1.346x1.964

Options for PULLMAN sanitary barrier washers

CODE	CODE WITH OPTIONS	ABBREVIATION	DESCRIPTION
19085711	-	-	End of cycle light alarm
To consult	-	XD	6 extra dosing signals card for automatic liquid dosing
To consult	-	PR	Printer
To consult	-	DH	Double heating Electric + Steam
To consult	-	TV	Titration valve
19076509	-	DBX	4 compartment detergent box

Frame options

CODE	DESCRIPTION
19044230	Stainless steel for LBS-100

Outer casing options

CODE WITH OPTIONS	ABBREVIATION	DESCRIPTION
To consult	SSC	Stainless steel outer casing

Packing options

CODE WITH OPTIONS	ABREVIATURA	DESCRIPTION
-	WM	Maritime wooden packing for LBS-100

Voltage options

CODE WITH OPTIONS	ABBREVIATION	DESCRIPTION
-	230/3/50-60Hz	230/3/50-60Hz
-	440 III 60Hz (No N)	440/60/3 (marine)

(#): E: Electric heating system. Stainless steel armoured heating elements.
S: Function with steam produced by external generators, pressures of 4 kg/cm².

(**): V: 400V III + N (Valid also for 230 V III)
X: 400V III +N. Upon request 230 V III.

Codes for different voltages and frequencies

Sanitary barrier washers

MOD.	230V I+N 50 HZ	230V I+N 60 HZ	230V III 50 HZ	230V III 60 HZ	400V III+N 50 HZ	400V III+N 60 HZ	MARINE 400V III SIN N
LRB-18 TP2 E	STD	STD	STD	STD	STD	STD	OPT
LRB-18 TP2 HW	STD	STD	N/A	N/A	N/A	N/A	OPT
LRB-18 TP2 S	STD	STD	N/A	N/A	N/A	N/A	OPT
LRB-22 TP2 E	OPT	OPT	STD	STD	STD	STD	OPT
LRB-22 TP2 HW	STD	STD	N/A	N/A	N/A	N/A	OPT
LRB-22 TP2 S	STD	STD	N/A	N/A	N/A	N/A	OPT
LMED-16 TP2 E	N/A	N/A	STD	STD	STD	STD	OPT
LMED-16 TP2 S	STD	STD	N/A	N/A	N/A	N/A	OPT
LMED-16 TP2 ES	N/A	N/A	STD	OPT	STD	STD	OPT
LMED-22 TP2 E	N/A	N/A	STD	STD	STD	STD	OPT
LMED-22 TP2 S	STD	STD	N/A	N/A	N/A	N/A	OPT
LMED-22 TP2 ES	N/A	N/A	STD	OPT	STD	STD	OPT
LBS-27 E TP2	N/A	N/A	OPT	OPT	STD	STD	OPT
LBS-27 S TP2 S	N/A	N/A	OPT	OPT	STD	STD	OPT
LBS-27 TP2 ES	N/A	N/A	OPT	OPT	STD	STD	OPT
LBS-35 E TP2 E	N/A	N/A	OPT	OPT	STD	STD	OPT
LBS-35 S TP2 S	N/A	N/A	OPT	OPT	STD	STD	OPT
LBS-35 TP2 ES	N/A	N/A	OPT	OPT	STD	STD	OPT
LBS-50 E TP2 E	N/A	N/A	OPT	OPT	STD	STD	OPT
LBS-50 S TP2 S	N/A	N/A	OPT	OPT	STD	STD	OPT
LBS-50 TP2 ES	N/A	N/A	OPT	OPT	STD	STD	OPT
LBS-70 E TP2 E	N/A	N/A	OPT	OPT	STD	STD	OPT
LBS-70 S TP2 S	N/A	N/A	OPT	OPT	STD	STD	OPT
LBS-70 TP2 ES	N/A	N/A	OPT	OPT	STD	STD	OPT
LBS-100 TP2 E	N/A	N/A	OPT	OPT	STD	STD	OPT
LBS-100 TP2 S	N/A	N/A	OPT	OPT	STD	STD	OPT

N/A: Not available
OPT: Optional
STD: Standard



Water Recovery System

Water Recovery System	064
-----------------------------	-----

Special models or any other variant on the standard model are to be assembled in factory, and carry a supplement over the price indicated for the standard model.


Please consult Fagor Professional for any other variant or option not reflected on this list.

Water Recovery System

How much water does a washer consume per year?

EXAMPLE

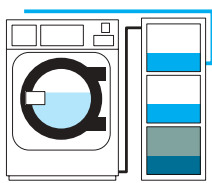
An LA-35 can consume 875 m³, based on 10 hours' operation a day for 250 days of the year.
By using Fagor Professional's water recovery tanks (WREC-150), up to 70% water can be saved, reducing the consumption to 262.5 m³ in this example.



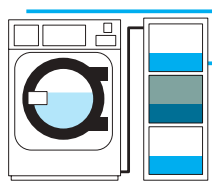
Saving Systems

We have incorporated the latest technological innovations, capable of saving water, energy and chemical products: systems which reuse the hot water and detergent in a more intelligent and sustainable way.

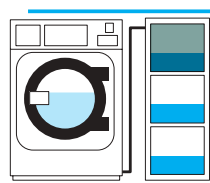
Save water



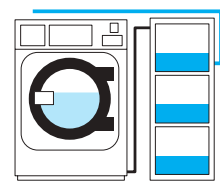
Tank 1
Water from the last rinse.



Tank 2
Water from the first and/or second rinse.

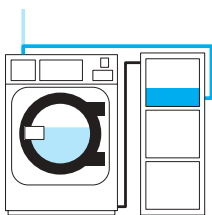


Tank 3
Water from the wash cycle for following pre-wash.



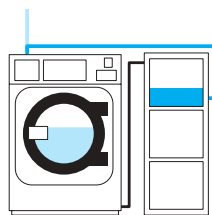
Save Water
Pre-wash + Wash + 3 Rinses
Up to 70 %.

Save chemicals



By reusing those present in the reclaimed water.

Save energy

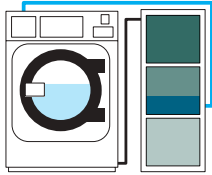


By reusing the hot water from a previous phase of the washer.

Latest features

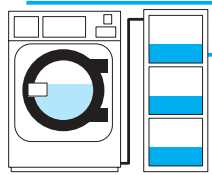
Fagor Professional's water recovery system comes with latest-generation equipment offering great versatility, quick installation and easy maintenance across the whole range. So that you save time as well.

Versatility



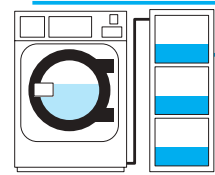
Operation

Each tank is independent.



Composition

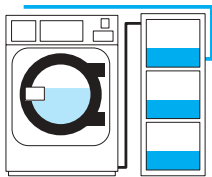
Models with one, two and three tanks.



Sizes

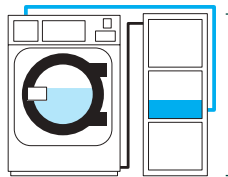
Tanks with different capacities: 1000 - 150 - 80 litres.

Easy to install



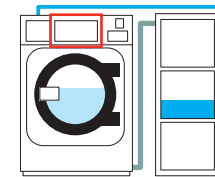
Prior installation

No need for prior installations.



Space

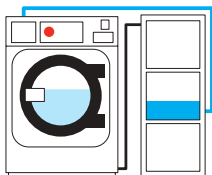
Little space required for installation.



Plug and play

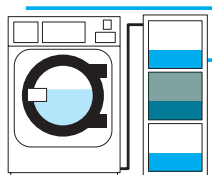
Easy configuration thanks to Touch Plus Control.

Easy maintenance



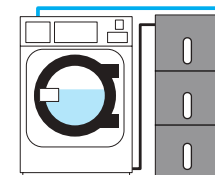
Self-cleaning

Self-cleaning of the tanks with programs pre-set in the Touch Plus Control.



Filtration systems

Water filtration system between the second emptying of the washer and the tanks, adding the suitable chemicals for the washing and disinfection of the tanks.



Easy to clean

The tanks are easy to clean. They are easy to remove and clean with a brush.

Water recovery system



General characteristics

- Outer panels constructed in stainless steel effect sandwich panel.
- Tanks manufactured in high density polyethylene (HDPE).
- Standard parts, necessary for assembly to the washer, included with the water recovery tanks reclaimers.
- Additional electronic device (the same used to add 6 additional dosage signals).
- Water filtration system.
- Easy to install with washers that have Touch Control.
- The water inlet, water outlet and condensate outlet connections are incorporated into each tank.
- Tanks easy to remove for cleaning.
- 2 water level sensors in each tank (maximum and minimum level).
- The water recovery system fills each tank by means of fill valves.
- Tank self-cleaning programs from the Touch Control of the washer.

MODEL	CODE	N° TANKS	CAPACITY PER TANK (LITRES)	VALID FOR WASHERS:	DIMENSIONS (MM)
WREC-80 T1	19051954	1	80	LA-11/14/18 LMED-16/22	551x776x607
WREC-80 T2	19051953	2	80	LA-11/14/18 LMED-16/22	551x776x1.022
WREC-80 T3	19051951	3	80	LA-11/14/18 LMED-16/22	551x776x1.438
WREC-150 T1	19052858	1	150	LA-28/35/45 LBS-27/35	551x1.326x607
WREC-150 T2	19052857	2	150	LA-28/35/45 LBS-27/35	551x1.326x1.022
WREC-150 T3	19052855	3	150	LA-28/35/45 LBS-27/35	551x1.326x1.438

Water recovery system



Savings water

General characteristics

- Outer panels constructed in stainless steel effect sandwich panel.
- Standard parts, necessary for assembly to the washer, included with the water recovery tanks reclaimers.
- Additional electronic device (the same used to add 6 additional dosage signals).
- Water filtration system.
- Easy to install with washers that have Touch Control.
- Does not require any additional in situ installation.
- The water inlet, water outlet and condensate outlet connections are incorporated into each tank.
- Tanks easy to remove for cleaning.
- 2 water level sensors in each tank (maximum and minimum level).
- The water recovery system fills each tank by means of fill valves.
- Tank self-cleaning programs from the Touch Control of the washer.
- Water and electricity connection not included.
- No external panels, only frame.
- Deposits from 1 to 3.
- Optional kit to connect machine to tank.

MODEL	CODE	CAPACITY PER TANK (LITRES)	DIMENSIONS (MM)
WREC-1000	To consult	1 000	2.123X1.355X699

Options

CODE	DESCRIPTION
	Connection kit for each washer



WASHERS

- 35/45 kg > up to 8 machines
- 60/80 kg > up to 4 machines
- 100/120 kg > up to 3 machines





Drying

Good-looking or effective?
Robust or easy to maintain?
Why not have it all?

We know that you seek continuous improvement in your processes. That is why we are committed to innovation, so that we can offer you products that meet your expectations. We present our new range of dryers with a new appearance, which facilitates use and maintenance and lengthens their useful life.



Large capacity

Low and medium capacity

**Optimum efficiency,
optimum care.**



Self-service

Dryers
Stack

Heat pump

We present the new Fagor Professional KARE generation of dryers. An advanced and complete series of machines designed to provide the best solution for you, because KARE cares about what is most important to you; KARE cares about the world we live in, our environment. In Fagor we care about what really matters.

With the new KARE generation we have made sure that we put all its innovative features to your disposal. The second generation Touch Plus Control (TP2) is user friendly and guarantees the ultimate care for your clothes. Our machines have been ergonomically designed and components have been precisely placed for the easiest maintenance.

KARE cares about you and the environment. With a complete and concise set of features that provide an outstanding efficiency in terms of energy and water consumption KARE protects the world we live in.

Product range

Single pocket dryers

ADVANCE+

CONTROL TYPE	HEATING	CAPACITY								
		11-12 kg	14-15 kg	17-18 kg	22-24 kg	27-31 kg	33-37 kg	45-50 kg	60-67 kg	75-83 kg
Touch Plus Control (TP2)	Electric -gas- Steam	SR-11 TP2 PLUS	SR-14 TP2 PLUS	SR-18 TP2 PLUS	SR-22 TP2 PLUS	SR-28 TP2 PLUS	SR-35 TP2 PLUS	SR-45 TP2 PLUS	SR-60 TP2 PLUS	SR-80 TP2 PLUS

NOTE: ADVANCE+ is not available for self-service.

ADVANCE

CONTROL TYPE	HEATING	CAPACITY								
		11-12 kg	14-15 kg	17-18 kg	22-24 kg	27-31 kg	33-37 kg	45-50 kg	60-67 kg	74-83 kg
Touch Plus Control (TP2)	Electric -gas- Steam	SR-11 TP2	SR-14 TP2	SR-18 TP2	SR-22 TP2	SR-28 TP2	SR-35 TP2	SR-45 TP2	SR-60 TP2	SR-80 TP2

CONCEPT

CONTROL TYPE	HEATING	CAPACITY								
		11-12 kg	14-15 kg	17-18 kg	22-24 kg	27-31 kg	33-37 kg	45-50 kg	60-67 kg	75-83 kg
Easy Control (M)	Electric -gas- Steam	SR-11 M	SR-14 M	SR-18 M	SR-22 M	SR-28 M	SR-35 M	SR-45 M	SR-60 M	SR-80 M

Economic Line

CONTROL TYPE	HEATING	CAPACITY					
		11-12 kg	14-15 kg	17-18 kg	22-24 kg	27-31 kg	33-37 kg
Easy Control (M)	Electric -gas	SC-11 M	SC-14 M	SC-18 M	SC-22 M	SC-28 M	SC-35 M

NOTE: All models up to SR-35 are convertible to self-service mode, with a coin mechanism, tokens or for central payment, etc.

Stack dryers

ADVANCE

CONCEPT

CONTROL TYPE	HEATING	CAPACITY				CAPACITY			
		11-12 kg	14-15 kg	17-18 kg	22-24 kg	11-12 kg	14-15 kg	17-18 kg	22-24 kg
Touch Plus Control (TP2) Easy Control (M)	Electric -gas	SR-2-11 TP2	SR-2-14 TP2	SR-2-18 TP2	SR-2-22 TP2	SR-2-11 M	SR-2-14 M	SR-2-18 M	SR-2-22 M

Economic Line

CONTROL TYPE	HEATING	CAPACITY			
		11-12 kg	14-15 kg	17-18 kg	22-24 kg
Touch Plus Control (TP2) Easy Control (M)	Electric -gas	SC-2-11 M	SC-2-14 M	SC-2-18 M	SC-2-22 M

NOTE: All models are convertible to self-service mode, with a coin mechanism, tokens or for central payment, etc.

Heat pump dryers

ADVANCE+

CONTROL TYPE	HEATING	CAPACITY			
		11-12 kg	14-15 kg	17-18 kg	22-24 kg
Touch Plus Control (TP2)	Heat pump	SR-11 TP2 PLUS HPi	SR-14 TP2 PLUS HPi	SR-18 TP2 PLUS HPi	SR-22 TP2 PLUS HPi

NOTE: All models are convertible to self-service mode, with a coin mechanism, tokens or for central payment, etc.

Characteristics by range

Heat pump Single pocket and stack dryers

Range		Advance+	Advance+	Advance	Concept	Economic line
Touch Plus Control	Touch Plus Control "TP2".	•	•	•	-	-
Easy Control	Easy Control "M".	-	-	-	•	•
Reverse rotation drum	All models offer reverse rotation of the motor. In this way, the drying process is more efficient and offers a greater uniformity in the clothes drying process.	•	•	•	•	•
Inverter	The reverse rotation drum system is performed by the inverter in all models.	•	•	•	•	•
External body with a grey coating		•	•	•	•	-
White external panels		-	-	-	-	•
Stainless steel drum	The Advance and Advance Plus drums are manufactures from stainless steel, for greater quality and durability.	•	•	•	•	-
Galvanised drum		-	-	-	-	•
Soft Touch	The new drum perforations guarantee the gentle treatment of clothing, thus prolonging their useful life.	•	•	•	•	-
MIXED airflow (Axial+Radial)	The mixed axial-radial airflow system increases the efficiency of the whole drying process thanks to improved airflow within the drum.	•	•	•	•	-
Total Flow (optimised TOTAL axial+radial airflow)	Optimised mixed airflow (axial+radial)	-	•	-	-	-
Radial airflow		-	-	-	-	•
IDRY moisture control Intelligent iDry	Moisture detection system that, as well as the standard function of these systems, includes a drum speed control based on the level of moisture present.	•	•	◦	-	-
Green Flow (Air recirculation system)	Allows air to be reused in order to save more energy and improve airflow.	-	•	-	-	-
Double Skin	Complete thermal insulation of the machine for improved energy efficiency.	•	•	-	-	-
Double-glazed door		•	•	◦	◦	◦
Fire Kare System	The integrated fire prevention system provides maximum security and immediate activation of the system in case of a fire inside the dryer basket.	•	•	◦	-	-
Dosing System Vaporiser (softeners/perfumes)		-	◦	◦	-	-
Heat Pump Inverter	Air recirculation without external extraction	•	-	-	-	-

• Standard ◦ Option - Not available

Two types of control

TOUCH PLUS CONTROL

01.

Touch plus control TP2

A new fully programmable microprocessor with 20 preset programmes that can be modified during operation, and the option to create, export and import new programmes (USB).

The Advance Plus range includes a 7-inch touchscreen that is very intuitive and easy to use, 37 available languages and a USB port for software updates.

The touchscreens on Kare dryers offer an innovative use that will increase income prospects for self-service laundries and also for individuals: advertising.

Connectivity

New

FagorKconnect is our new IoT solution for connected Laundry. A multi-platform and flexible cloud-based application that allows you to manage your laundry from your pocket. No matter the number of machines you have, this solution offers you several practical possibilities.

Control the status of your equipment to see if they are on standby, running, offline, reserved or if they have any error. You can also see the location of the different devices. From the point of view of Technical Service, **FagorKconnect** is the tool to anticipate, detect and fix potential problems, many times, remotely.

EASY CONTROL

02.

M control


This electronic brain included Concept dryers contains buttons to control temperature (High, Medium and Low) and time in a simple, intuitive and economical way. It also offers the possibility of programming via an external console

ADVANCE+

ADVANCE

CONCEPT

Economic-line





Built for you

ERGONOMICS

VERSATILE

01.

Ergonomic

The Kare generation has been designed with user comfort in mind. That's why one of the factors in the design of this range was to equip all the dryers with the largest door dimensions on the market. Also, the direction of opening can be adjusted on the post (in the 11 to 35 kg models) by simply rotating the front panel and adding a longer cable. All models can have their doors adjusted to open in the opposite direction in the factory. This makes loading and unloading of the dryer easier and more ergonomic. Dryers also include a larger sized stainless steel lint filter which is more ergonomic and easy to clean.

02.

Made to Measure

The Kare range offers the option of personalising the machines according to each customer's specific needs. Choose between the available options and we will deliver the machines to you with these options installed and tested in the factory.

03.

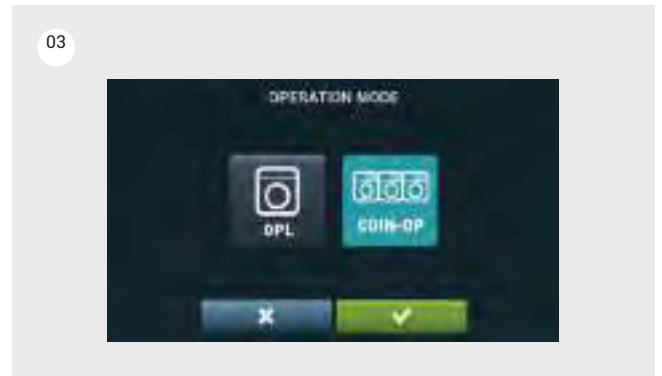
OPL ↔ Self-service

The machines can be converted from OPL to Self-service and vice versa from the TP2 control. Models with Easy Control can also be converted.

04.

Wet cleaning

Fagor offers you the most flexible solution on the market for putting a Wet Cleaning solution into practice. Machines are flexible; both washing machines and dryers offer the possibility of creating different programme phases with the custom parameters required by each supplier of wet cleaning industry detergent. It is a flexible business proposal, given that Fagor has previously cooperated with the most reputable chemical companies in the world, and has tested programmes for specific detergents in advance. Therefore, you can continue to cooperate with your detergent supplier and the products will be immediately integrated into your Fagor Washing Machines.



INCREDIBLE CONSTRUCTION CHARACTERISTICS

05.

Stainless drum

The efficiently designed stainless steel drums in the Kare Concept, Advance and Advance Plus ranges provide superior quality and durability.

06.

Soft touch

In line with Fagor Professional's effectiveness and sustainability standards, all dryers in the Kare range include a perforated drum that guarantees the delicate treatment of clothing and, therefore, extending their useful life.

07.

Fire Kare system

The fire prevention system is included in the ADVANCE PLUS range as standard, and is an option in the ADVANCE range of Kare generation dryers. It is instantly activated in case of fire within the dryer basket, providing users with maximum safety.

08.

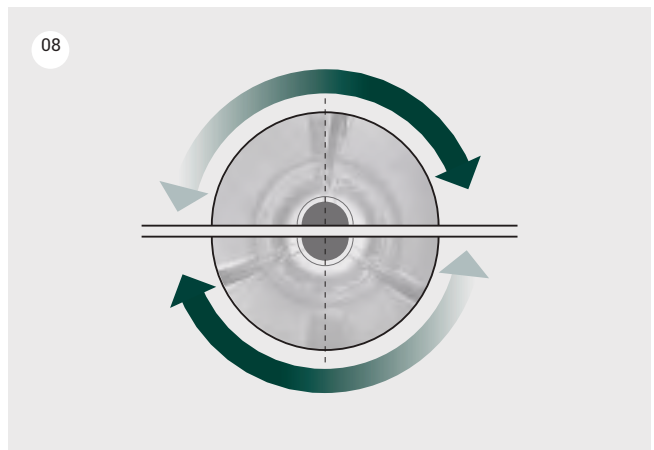


Automatic reverse rotation

All models offer reverse rotation of the drum. This makes the drying process more efficient and it offers greater uniformity in the clothes drying process. It also prevents clothes from becoming tangled.

09.

Frequency inverter

The ABB Inverter system included in all models and sizes of dryers in the Kare range controls the rotation speed and the reverse rotation of the drum.



Efficiency

01.

Green flow system

To achieve maximum energy savings, we have created an air recirculation system that sends hot expelled air back into the drum.

The ADVANCE PLUS range reuses hot air, reducing the maximum drying cycle time and energy consumption.

02.



iDry

The new Fagor Professional moisture sensor, together with the temperature sensor at drum entry, offers precise control over the moisture levels of clothing. The system automatically stops the drying cycle as soon as the established residual moisture level has been reached. This avoids unnecessary prolongation of the drying cycle and the wear of clothing, while significantly reducing energy consumption. The fire prevention system is included in the ADVANCE PLUS range as standard, and is an option in the ADVANCE range.

03.

Efficient airflow

All models offer a large, ergonomic lint filter and improved airflow. These features, together with the innovative stainless steel filter pan and the option to incorporate a larger than normal filter diameter (0.3 mm) provide increased drying efficiency.



04.

Mixed flow

The new axial-radial airflow system in the Kare range increases efficiency throughout the whole drying process thanks to improved airflow inside the drum.

05.

Total flow

An innovative and optimised mixed airflow for Advance Plus dryers. The standard axial-radial airflow (mixed flow) is complemented by additional openings to optimised the air circuit and reach maximum efficiency.

06.


Double skin

Complete thermal insulation of the airflow circuit to avoid the loss of heat to the outside: the drum, the panels in contact with the airflow, the recirculation piping and the double-glazed door. This optimises energy efficiency.

07.

Heat pump

The range of heat pump dryers with inverter technology represents a revolution, as they allow energy savings of up to 60%.





Dryers

Single pocket dryers.....	083
Stack dryers.....	092
Heat pump dryers.....	097

Special models or any other variant on the standard model are to be assembled in factory, and carry a supplement over the price indicated for the standard model.

Please consult Fagor Professional for any other variant or option not reflected on this list.

FAGOR



TOUCH PLUS CONTROL



FAGOR



Single pocket dryers


Superior drying performance



ADVANCE+



ADVANCE



CONCEPT



ECONOMIC LINE

The new design of Kare generation dryers allow unprecedented efficiency levels and position them as the most technologically advanced dryers on the market. With attractive aesthetics, we have achieved a machine image that is not in conflict with improved practicality for users and ease of maintenance.

At Fagor Professional, we offer a diverse range of dryers, from single-drum dryers to stack dryers (double drum) and heat pump dryers. In addition, for each product type, it is possible to choose between different ranges that complete our product offering, and that allow us to adapt to every client type: from those looking for maximum performance and energy efficiency to those looking for a simple, economic dryer that is easy to manage and maintain. We have also incorporates a wide variety of accessories and features that will meet the different needs of every client.

ADVANCE +

11 - 14 - 18 - 22 - 28 - 35 - 45 - 60 - 80 kg

FagorKconnect
Laundry



General characteristics

- Green flow system: air recirculation system that allows air to be reused for greater energy savings and improved airflow.
- iDry System (Intelligent moisture sensor + temperature control at the drum entrance).
- Double skin that provides thermal insulation for the best possible energy efficiency.
- Fully Programmable Touch Plus Control Processor (TP2) with 7" touchscreen.
- Total Flow: Optimised axial-radial airflow.
- External steel casing with grey coating (skinplate), stainless steel, easy to clean finish.
- Stainless steel drum.
- Drum with stamped perforations to guarantee the gentle treatment of fabrics.
- Automatic reverse rotation of the drum.
- Frequency inverter for smoother operation.
- Double-glazed door with a large opening.
- Fire Kare System (Integrated fire prevention system).
- Motion transmission by geared motor on models up to 22 kg, by pulley and Poly-V belts with the drum supported by wheel on models between 28 and 80 kg.
- **FagorKconnect** - Standard IOT connectivity.

SR-11 TP2 PLUS SR-60 TP2 PLUS + GUILLOTINE DOOR

MODEL (#)	CODE (*)		CAPACITY KG.		PRODUC. KG/H	DOOR Ø (MM)	HEATING TYPE	POWER KW		VOLT (**)	DIMENSIONS MM
	STANDARD	WITH OPTIONS	(1:18)	(1:20)				HEATING	TOTAL ELEC.		
SR-11 TP2 PLUS E	19071863	18003086	12	11	21	574	Elec	12	12,97	V	785x855x1.694
SR-11 TP2 PLUS G	19071864	18003087	12	11	24	574	Gas	20,5	0,97	M	785x855x1.694
SR-11 TP2 PLUS S	19071865	18003088	12	11	21	574	Steam	30	0,97	M	785x855x1.694
SR-14 TP2 PLUS E	19084980	18003883	15	14	32	574	Elec	18	18,97	V	785x989x1.694
SR-14 TP2 PLUS G	19084981	18003884	15	14	36	574	Gas	20,5	0,97	M	785x989x1.694
SR-14 TP2 PLUS S	19084982	18003885	15	14	32	574	Steam	30	0,97	M	785x989x1.694
SR-18 TP2 PLUS E	19071875	18003097	18	17	33	574	Elec	18	18,97	V	785x1.125x1.694
SR-18 TP2 PLUS G	19071876	18003098	18	17	37	574	Gas	20,5	0,97	M	785x1.125x1.694
SR-18 TP2 PLUS S	19071877	18003099	18	17	33	574	Steam	30	0,97	M	785x1.125x1.694
SR-22 TP2 PLUS E	19071885	18003108	26	23	41	574	Elec	24	25,17	V	890x1.255x1.812
SR-22 TP2 PLUS G	19071886	18003109	26	23	44	574	Gas	31	1,17	M	890x1.255x1.812
SR-22 TP2 PLUS S	19071887	18003110	26	23	41	574	Steam	49,2	1,17	M	890x1.255x1.812
SR-28 TP2 PLUS E	19071896	18003119	31	27	56	802	Elec	30	31,35	V	985x1.054x1.946
SR-28 TP2 PLUS G	19071897	18003120	31	27	64	802	Gas	41	1,35	M	985x1.054x1.946
SR-28 TP2 PLUS S	19071898	18003121	31	27	56	802	Steam	50,1	1,35	M	985x1.054x1.946
SR-35 TP2 PLUS E	19071904	18003128	37	33	70	802	Elec	36	37,35	V	985x1.210x1.975
SR-35 TP2 PLUS G	19071358	18003129	37	33	80	802	Gas	41	1,35	M	985x1.210x1.975
SR-35 TP2 PLUS S	19071905	18003130	37	33	70	802	Steam	50,1	1,35	M	985x1.210x1.975
SR-45 TP2 PLUS E	19071912	18003137	50	45	96	802	Elec	54	57	V	1.270x1.106x2.380
SR-45 TP2 PLUS G	19071913	18003138	50	45	108	802	Gas	60	3	T	1.270x1.106x2.380
SR-45 TP2 PLUS S	19071914	18003139	50	45	96	802	Steam	91,3	3	T	1.270x1.106x2.380
SR-60 TP2 PLUS E	19071921	18003146	67	60	129	802	Elec	72	75,35	V	1.270x1.366x2.380
SR-60 TP2 PLUS G	19071922	18003147	67	60	144	802	Gas	90	3,35	T	1.270x1.366x2.380
SR-60 TP2 PLUS S	19071923	18003148	67	60	129	802	Steam	128	3,35	T	1.270x1.366x2.380
SR-80 TP2 PLUS E	19071930	18003155	83	75	171	802	Elec	72	75,75	V	1.270x1.598x2.380
SR-80 TP2 PLUS G	19071931	18003156	83	75	192	802	Gas	120	3,75	T	1.270x1.598x2.380
SR-80 TP2 PLUS S	19071932	18003157	83	75	171	802	Steam	128	3,75	T	1.270x1.598x2.380

(*) : STANDARD Code: Use this code for orders of machines which do not include any option or version different to standard. The retail price is as shown in the table.
WITH OPTIONS Code: Use this code for orders of machines which include any option or options from the table OPTIONS FOR DRYERS. The retail price is calculated by adding the price increases for each option to the retail price of the standard code.

(#) : MODEL : Heating Systems.
E : Electric Heating System. Resistance heating.
G : Gas heating system. With a security system and ignition system. Indicate the type of gas available (Butane, Propane, Natural, etc.).
S : Steam heating. Operates using steam produced by external generators. Indicated power of the steam battery. Steam intake pressure: 6-9 bar.

(**) : T : Code for 230 V III / 400 V III +N (Three-phase) 50/60 Hz.
M : SINGLE PHASE Model (230 V I+N). 230 V III (Three-phase) - 400 V III +N (Three-phase) 50/60 Hz.
V : Code for 400 V III +N (Three-phase) 50 Hz. (Optional, 230 V III) 50 Hz.
FOR BOATS : Only models with electric heating. Voltage for boats 440 V III - without neutral - 60 Hz.

Options for ADVANCE PLUS dryers 11 - 14 - 18 - 22 - 28 - 35 - 45 - 60 - 80 kg

Versions and options available to include in configurable codes "18".

Factory assembly for machines ordered with their configurable code.

CODE WITH OPTIONS	ABBREVIATION	DESCRIPTION
0001-0001	RD	Opposite door opening SR-11-35
0001-0002	RD	Opposite door opening SR-45-80
0035-0001	TR	Tropicalized model
0038-0001	DS	Dosing-spraying
0034-0001	AF	Back panel with air filter 11-14-18-22-28-35
0033-0002	F06	Fluff filter with grid 0,6mm (standard is 0,3mm)
0033-0003	F12	Fluff filter with grid 1,2mm (standard is 0,3mm) ALL
0077-0001	RP	Reduced power (12 kW instead of 18 kW) SR-14/18 Electric
New 0407-0002	GA	Automatic guillotine door
New 0407-0001	GM	Manual guillotine door
New 0408-0001	TS	Front dumper kit

Steam options

CODE WITH OPTIONS	ABBREV.	DESCRIPTION
0007-0005	BSS	Steam battery in stainless steel SR-11/14/18
0007-0006	BSS	Steam battery in stainless steel SR-22
0007-0007	BSS	Steam battery in stainless steel SR-28/35
0007-0001	LPB	Low pressure steam battery SR-11/14/18
0007-0002	LPB	Low pressure steam battery SR-22
0007-0003	LPB	Low pressure steam battery SR-28/35
0007-0004	LPB	Low pressure steam battery SR-45/60/80

Packing options

CODE WITH OPTIONS	ABBREVIATION	DESCRIPTION
0006-0001	WB	Maritime wooden packing SR-11
0006-0002	WB	Maritime wooden packing SR-14/18
0006-0003	WB	Maritime wooden packing SR-22
0006-0004	WB	Maritime wooden packing SR-28
0006-0005	WB	Maritime wooden packing SR-35
0006-0006	WB	Maritime wooden packing SR-45
0006-0007	WB	Maritime wooden packing SR-60
0006-0008	WB	Maritime wooden packing SR-80

Outer casing options

CODE WITH OPTIONS	ABBREV.	DESCRIPTION
0002-0001	SSC	Stainless steel front and side panels 11
0002-0002	SSC	Stainless steel front and side panels 14/18
0002-0003	SSC	Stainless steel front and side panels 22
0002-0004	SSC	Stainless steel front and side panels 28
0002-0005	SSC	Stainless steel front and side panels 35
0002-0006	SSC	Stainless steel front and side panels 45
0002-0007	SSC	Stainless steel front and side panels 60
0002-0008	SSF	Stainless steel front and side panels 80
0002-0020	SSF	Front panel in stainless steel 11/14/18
0002-0021	SSF	Front panel in stainless steel 22
0002-0022	SSF	Front panel in stainless steel 28/35
0002-0023	SSF	Front panel in stainless steel 45/60/80

Voltage options

CODE WITH OPTIONS	ABBREVIATION	DESCRIPTION
0008-0005	400V 3N 60 Hz	400V 3N 60 Hz, SR-11-35
0008-0015	400V 3N 60 Hz	400V 3N 60 Hz, SR-45-80 E/V
0008-0020	400V 3N 60 Hz	400V 3N 60 Hz, SR-45-80 G
0008-0025	230V 3~ 50 Hz	230V 3~ 50 Hz, SR-11/14/18 E
0008-0035	230V 3~ 50 Hz	230V 3~ 50 Hz, SR-22-35 E
0008-0040	230V 3~ 50 Hz	230V 3~ 50 Hz, SR-45-80 G/V
0008-0045	230V 3~ 60 Hz	230V 3~ 60 Hz, SR-11/14/18 E
0008-0050	230V 3~ 60 Hz	230V 3~ 60 Hz, SR-22/35 E
0008-0055	230V 3~ 60 Hz	230V 3~ 60 Hz, SR-11/35 G/V
0008-0060	230V 3~ 60 Hz	230V 3~ 60 Hz, SR-45/80 V
0008-0065	230V 3~ 60 Hz	230V 3~ 60 Hz, SR-45/80 G
0008-0080	230V 1N 50 Hz	230V 1N 50 Hz, SR-11 E
0008-0100	400V 3~ 50 Hz	400V 3~ 50 Hz, SR-60-80
0008-0110	440/480V 3~ 60 Hz	440/480V 3~ 60 Hz, SR-11/14/18 TP2 PLUS
0008-0115	440/480V 3~ 60 Hz	440/480V 3~ 60 Hz, SR-22-35



11 - 14 - 18 - 22 - 28 - 35 - 45 - 60 - 80 kg



SR-11 TP2

SR-35 TP2

General characteristics

- Touch Plus Control Processor (TP2): 7" touchscreen.
 - External steel casing with grey coating (skinplate), stainless steel, easy to clean finish.
 - Stainless steel drum.
 - Axial-radial airflow, resulting in greater drying efficiency.
 - Drum with stamped perforations for the gentle treatment of fabrics.
 - Lint filter at the bottom, more ergonomic, larger and improved airflow.
 - Automatic reverse rotation of the drum.
 - Frequency inverter for smoother operation.
 - Ergonomic door with a large opening and the option of double glazing.
 - Anti-wrinkle system.
 - Motion transmission by geared motor on models up to 22 kg, by pulley and Poly-V belts with the drum supported by wheel on models between 28 and 80 kg.
 - **FagorKonnnect** - Standard IOT connectivity.
- Options:
- iDry System (Intelligent moisture sensor + Temperature control at drum entry).
 - FK System (Integrated fire prevention system).

MODEL (#)	CODE (*)		CAPACITY KG.		PRODUCTION KG/H	DOOR Ø (MM)	HEATING TYPE	POWER KW		VOLT (**)	DIMENSIONS MM
	STANDARD	WITH OPTIONS	(1:18)	(1:20)				HEATING	TOTAL ELEC.		
SR-11 TP2 E	19071860	18003083	12	11	21	574	Elec	12	12,67	V	785x855x1.694
SR-11 TP2 G	19071861	18003084	12	11	23	574	Gas	20,5	0,67	M	785x855x1.694
SR-11 TP2 S	19071862	18003085	12	11	21	574	Steam	30	0,67	M	785x855x1.694
SR-14 TP2 E	19084977	18003880	12	14	30	574	Elec	18	18,67	V	785x989x1.694
SR-14 TP2 G	19084978	18003881	12	14	34	574	Gas	20,5	0,67	M	785x989x1.694
SR-14 TP2 S	19084979	18003882	12	14	30	574	Steam	30	0,67	M	785x989x1.694
SR-18 TP2 E	19071872	18003094	18	17	33	574	Elec	18	18,67	V	785x1.125x1.694
SR-18 TP2 G	19071873	18003095	18	17	35	574	Gas	20,5	0,67	M	785x1.125x1.694
SR-18 TP2 S	19071874	18003096	18	17	33	574	Steam	30	0,67	M	785x1.125x1.694
SR-22 TP2 E	19071882	18003105	26	23	35	574	Elec	24	24,97	V	890x1.255x1.812
SR-22 TP2 G	19071883	18003106	26	23	41	574	Gas	31	0,97	M	890x1.255x1.812
SR-22 TP2 S	19071884	18003107	26	23	35	574	Steam	49,2	0,97	M	890x1.255x1.812
SR-28 TP2 E	19071893	18003116	31	27	53	802	Elec	30	31,15	V	985x1.054x1.946
SR-28 TP2 G	19071894	18003117	31	27	56	802	Gas	41	1,15	M	985x1.054x1.946
SR-28 TP2 S	19071895	18003118	31	27	53	802	Steam	50,1	1,15	M	985x1.054x1.946
SR-35 TP2 E	19071902	18003125	37	33	65	802	Elec	36	37,15	V	985x1.210x1.946
SR-35 TP2 G	19071359	18003126	37	33	70	802	Gas	41	1,15	M	985x1.210x1.946
SR-35 TP2 S	19071903	18003127	37	33	65	802	Steam	50,1	1,15	M	985x1.210x1.946
SR-45 TP2 E	19071909	18003134	50	45	90	802	Elec	54	55,9	V	1.270x1.106x2.380
SR-45 TP2 G	19071910	18003135	50	45	96	802	Gas	60	1,9	T	1.270x1.106x2.380
SR-45 TP2 S	19071911	18003136	50	45	90	802	Steam	91,3	1,9	T	1.270x1.106x2.380
SR-60 TP2 E	19071918	18003143	67	60	120	802	Elec	72	74,25	V	1.270x1.366x2.380
SR-60 TP2 G	19071919	18003144	67	60	129	802	Gas	90	2,25	T	1.270x1.366x2.380
SR-60 TP2 S	19071920	18003145	67	60	120	802	Steam	128	2,25	T	1.270x1.366x2.380
SR-80 TP2 E	19071927	18003152	83	75	160	802	Elec	72	74,65	V	1.270x1.598x2.380
SR-80 TP2 G	19071928	18003153	83	75	171	802	Gas	120	2,65	T	1.270x1.598x2.380
SR-80 TP2 S	19071929	18003154	83	75	160	802	Steam	128	2,65	T	1.270x1.598x2.380

(*) : STANDARD Code: Use this code for orders of machines which do not include any option or version different to standard. The retail price is as indicated in the table.
 WITH OPTIONS Code: Use this code for orders of machines which include any option or options from the table OPTIONS FOR DRYERS.
 The retail price is calculated by adding the price increases for each option to the retail price of the standard code.

(#): MODEL : Heating Systems.
 E : Resistance heating.
 G : Gas heating system. Ignition system. (Butane, Propane, Natural, etc.).
 S : Steam heating. External generators. Steam intake pressure: 6-9 bar.

(**): T : Code for 230 V III / 400 V III +N (Three-phase) 50/60 Hz.
 M : SINGLE PHASE Model (230 V I+N), 230 V III (Three-phase) - 400 V III +N (Three-phase) 50/60 Hz.
 V : Code for 400 V III +N (Three-phase) 50 Hz. (Optional, 230 V III) 50 Hz.
 FOR BOATS : Only models with electric heating. Voltage for boats 440 V III - without neutral - 60 Hz.

Options for ADVANCE dryers 11 - 14 - 18 - 22 - 28 - 35 - 45 - 60 - 80 kg

Versions and options available to include in configurable codes "18".

Factory assembly for machines ordered with their configurable code.

CODE	CODE WITH OPTIONS	ABBREVIATION	DESCRIPTION
19072542	0005-0001	IMC	iDRY Humidity sensor
-	0003-0001	DG	Double doorglass SR-11-28
-	0003-0002	DG	Double doorglass SR-35-80
-	0004-0001	FEX	Fire extinguisher SR-11/14/18
-	0004-0002	FEX	Fire extinguisher SR-22/28
-	0004-0003	FEX	Fire extinguisher SR-35
-	0004-0004	FEX	Fire extinguisher SR-45
-	0004-0005	FEX	Fire extinguisher SR-60/80
-	0001-0001	RD	Opposite door opening SR-11-35
-	0001-0002	RD	Opposite door opening SR-45-80
-	0035-0001	TR	Tropicalized model
-	0038-0001	DS	Dosing-spraying
-	0034-0001	AF	Back panel with air filter
-	0033-0002	F06	Fluff filter with grid 0,6 mm (standard is 0,3 mm)
-	0033-0003	F12	Fluff filter with grid 1,2 mm (standard is 0,3 mm)
-	0077-0001	RP	Reduced power (12 kW instead of 18 kW) SR-14/18 Electric
New	0407-0002	GA	Automatic guillotine door
New	0407-0001	GM	Manual guillotine door
New	0408-0001	TS	Front dumper kit

Steam options

CODE WITH OPTIONS	ABBREV.	DESCRIPTION
0007-0005	BSS	Steam battery in stainless steel SR-11/14/18
0007-0006	BSS	Steam battery in stainless steel SR-22
0007-0007	BSS	Steam battery in stainless steel SR-28/35
0007-0001	LPB	Low pressure steam battery SR-11/14/18
0007-0002	LPB	Low pressure steam battery SR-22
0007-0003	LPB	Low pressure steam battery SR-28/35
0007-0004	LPB	Low pressure steam battery SR-45/60/80

Packing options

CODE WITH OPTIONS	ABBREV.	DESCRIPTION
0006-0001	WB	Maritime wooden packing SR-11
0006-0002	WB	Maritime wooden packing SR-14/18
0006-0003	WB	Maritime wooden packing SR-22
0006-0004	WB	Maritime wooden packing SR-28
0006-0005	WB	Maritime wooden packing SR-35
0006-0006	WB	Maritime wooden packing SR-45
0006-0007	WB	Maritime wooden packing SR-60
0006-0008	WB	Maritime wooden packing SR-80

Outer casing options

CODE WITH OPTIONS	ABBREV.	DESCRIPTION
0002-0001	SSC	Stainless steel front and side panels 11
0002-0002	SSC	Stainless steel front and side panels 14/18
0002-0003	SSC	Stainless steel front and side panels 22
0002-0004	SSC	Stainless steel front and side panels 28
0002-0005	SSC	Stainless steel front and side panels 35
0002-0006	SSC	Stainless steel front and side panels 45
0002-0007	SSC	Stainless steel front and side panels 60
0002-0008	SSC	Stainless steel front and side panels 80
0002-0020	SSF	Front panel in stainless steel 11/14/18
0002-0021	SSF	Front panel in stainless steel 22
0002-0022	SSF	Front panel in stainless steel 28/35
0002-0023	SSF	Front panel in stainless steel 45/60/80

Voltage options

CODE WITH OPTIONS	ABBREVIATION	DESCRIPTION
0008-0005	400V 3N 60 Hz	400V 3N 60 Hz SR 11-35
0008-0015	400V 3N 60 Hz	400V 3N 60 Hz SR 45-80 E/V
0008-0020	400V 3N 60 Hz	400V 3N 60 Hz SR 45-80 G
0008-0025	230V 3~ 50 Hz	230V 3~ 50 Hz SR 11-18 E
0008-0035	230V 3~ 50 Hz	230V 3~ 50 Hz SR 22-35 E
0008-0040	230V 3~ 50 Hz	230V 3~ 50 Hz SR 45-80 G/V
0008-0045	230V 3~ 60 Hz	230V 3~ 60 Hz SR 11-18 E
0008-0050	230V 3~ 60 Hz	230V 3~ 60 Hz SR 22-35 E
0008-0055	230V 3~ 60 Hz	230V 3~ 60 Hz SR 11-35 G/V
0008-0060	230V 3~ 60 Hz	230V 3~ 60 Hz SR 45-80 E/V
0008-0065	230V 3~ 60 Hz	230V 3~ 60 Hz SR 45-80 G
0008-0080	230V 1N 50 Hz	230V 1N 50 Hz SR 11 E
0008-0100	400V 3~ 50 Hz	400V 3~ 50 Hz SR 60-80
0008-0105	440/480V 3~ 60 Hz	440/480V 3~ 60 Hz SR 11-18
0008-0115	440/480V 3~ 60 Hz	440/480V 3~ 60 Hz SR 22-35

CONCEPT

11 - 14 - 18 - 22 - 28 - 35 - 45 - 60 - 80 kg

General characteristics



SR-11 M

SR-45 M

- Easy Control Processor (M) with time and temperature control.
- External steel casing with grey coating (skinplate), stainless steel, easy to clean finish.
- Stainless steel drum.
- Axial-radial airflow, resulting in greater drying efficiency.
- Drum with stamped perforations for the gentle treatment of fabrics.
- Lint filter at the bottom, more ergonomic, larger and improved airflow.
- Automatic reverse rotation of the drum.
- Frequency inverter for smoother operation.
- Ergonomic door with a large opening and the option of double glazing.

- Anti-wrinkle system.
- Motion transmission by geared motor on models up to 22 kg, by pulley and Poly-V belts with the drum supported by wheel on models between 28 and 35 kg.

Options:

- Optional screen to view time, temperature and programme (3 possible programmes). The technical menu can also be accessed without having to use the console.

MODEL (#)	CODE (*)		CAPACITY KG.		PRODUCTION KG/H	DOOR Ø (MM)	HEATING TYPE	POWER KW		VOLT (**)	DIMENSIONS MM
	STANDARD	WITH OPTIONS	(1:18)	(1:20)				HEATING	TOTAL ELEC.		
SR-11 M E	19071857	18003080	12	11	21	574	Elec	12	12,67	V	785x855x1.694
SR-11 M G	19071858	18003081	12	11	23	574	Gas	20,5	0,67	M	785x855x1.694
SR-11 M S	19071859	18003082	12	11	21	574	Steam	30	0,67	M	785x855x1.694
SR-14 M E	19084974	18003877	12	14	30	574	Elec	18	18,67	V	785x989x1.694
SR-14 M G	19084975	18003878	12	14	34	574	Gas	20,5	0,67	M	785x989x1.694
SR-14 M S	19084976	18003879	12	14	30	574	Steam	30	0,67	M	785x989x1.694
SR-18 M E	19071868	18003091	18	17	33	574	Elec	18	18,67	V	785x1.125x1.694
SR-18 M G	19071870	18003092	18	17	35	574	Gas	20,5	0,67	M	785x1.125x1.694
SR-18 M S	19071871	18003093	18	17	33	574	Steam	30	0,67	M	785x1.125x1.694
SR-22 M E	19071880	18003102	26	23	35	574	Elec	24	24,97	V	890x1.255x1.812
SR-22 M G	19071361	18003103	26	23	41	574	Gas	31	0,97	M	890x1.255x1.812
SR-22 M S	19071881	18003104	26	23	35	574	Steam	49,2	0,97	M	890x1.255x1.812
SR-28 M E	19071890	18003113	31	27	53	802	Elec	30	31,15	V	985x1.054x1.975
SR-28 M G	19071891	18003114	31	27	56	802	Gas	41	1,15	M	985x1.054x1.975
SR-28 M S	19071892	18003115	31	27	53	802	Steam	50,1	1,15	M	985x1.054x1.975
SR-35 M E	19071899	18003122	37	33	65	802	Elec	36	37,15	V	985x1.210x1.975
SR-35 M G	19071900	18003123	37	33	70	802	Gas	41	1,15	M	985x1.210x1.975
SR-35 M S	19071901	18003124	37	33	65	802	Steam	50,1	1,15	M	985x1.210x1.975
SR-45 M E	19071906	18003131	50	45	90	802	Elec	54	55,9	V	1.270x1.106x2.380
SR-45 M G	19071907	18003132	50	45	96	802	Gas	60	1,9	T	1.270x1.106x2.380
SR-45 M S	19071908	18003133	50	45	90	802	Steam	91,3	1,9	T	1.270x1.106x2.380
SR-60 M E	19071915	18003140	67	60	120	802	Elec	72	74	V	1.270x1.366x2.380
SR-60 M G	19071916	18003141	67	60	129	802	Gas	90	2,25	T	1.270x1.366x2.380
SR-60 M S	19071917	18003142	67	60	120	802	Steam	128	2,25	T	1.270x1.366x2.380
SR-80 M E	19071924	18003149	83	75	160	802	Elec	72	74,65	V	1.270x1.598x2.380
SR-80 M G	19071925	18003150	83	75	171	802	Gas	120	2,65	T	1.270x1.598x2.380
SR-80 M S	19071926	18003151	83	75	160	802	Steam	128	2,65	T	1.270x1.598x2.380

(*) : STANDARD Code: Use this code for orders of machines which do not include any option or version different to standard. The retail price is as indicated in the table.
WITH OPTIONS Code: Use this code for orders of machines which include any option or options from the table OPTIONS FOR DRYERS.
The retail price is calculated by adding the price increases for each option to the retail price of the standard code.

(#): MODEL : Heating Systems.
E : Resistance heating.
G : Gas heating system. Ignition system. (Butane, Propane, Natural, etc.).
S : Steam heating. External generators. Steam intake pressure: 6-9 bar.

(**): T : Code for 230 V III / 400 V III +N (Three-phase) 50/60 Hz.
M : SINGLE PHASE Model (230 V I+N), 230 V III (Three-phase) - 400 V III +N (Three-phase) 50/60 Hz.
V : Code for 400 V III +N (Three-phase) 50 Hz. (Optional, 230 V III) 50 Hz.
FOR BOATS : Only models with electric heating. Voltage for boats 440 V III - without neutral - 60 Hz.

Options for **CONCEPT** dryers 11 - 14 - 18 - 22 - 28 - 35 - 45 - 60 - 80 kg

Versions and options available to include in configurable codes "18".

Factory assembly for machines ordered with their configurable code.

CODE WITH OPTIONS	ABBREVIATION	DESCRIPTION
0003-0001	DG	Double doorglass SR-11-28
0003-0002	DG	Double doorglass SR-35-80
0001-0001	RD	Opposite door opening SR-11-35
0001-0002	RD	Opposite door opening SR-45-80
0049-0001	BMS	M programmer display for 11 to 35kg
0034-0001	AF	Back panel with air filter
0033-0002	F06	Fluff filter with grid 0,6 mm (standard is 0,3 mm)
0033-0003	F12	Fluff filter with grid 1,2 mm (standard is 0,3 mm)
0077-0001	RP	Reduced power (12 kW instead of 18 kW) SR-14/18 Electric
0407-0002	GA	Automatic guillotine door
0407-0001	GM	Manual guillotine door

Steam options

CODE WITH OPTIONS	ABBREVIATION	DESCRIPTION
0007-0005	BSS	Steam battery in stainless steel SR-11/14/18
0007-0006	BSS	Steam battery in stainless steel SR-22
0007-0007	BSS	Steam battery in stainless steel SR-28/35
0007-0001	LPB	Low pressure steam battery SR-11/14/18
0007-0002	LPB	Low pressure steam battery SR-22
0007-0003	LPB	Low pressure steam battery SR-28/35
0007-0004	LPB	Low pressure steam battery SR-45/60/80

Packing options


CODE WITH OPTIONS	ABBREVIATION	DESCRIPTION
0006-0001	WB	Maritime wooden packing SR-11
0006-0002	WB	Maritime wooden packing SR-14/18
0006-0003	WB	Maritime wooden packing SR-22
0006-0004	WB	Maritime wooden packing SR-28
0006-0005	WB	Maritime wooden packing SR-35
0006-0006	WB	Maritime wooden packing SR-45
0006-0007	WB	Maritime wooden packing SR-60
0006-0008	WB	Maritime wooden packing SR-80

Outer casing options

CODE WITH OPTIONS	ABBREVIATION	DESCRIPTION
0002-0001	SSC	Stainless steel front and side panels 11
0002-0002	SSC	Stainless steel front and side panels 14/18
0002-0003	SSC	Stainless steel front and side panels 22
0002-0004	SSC	Stainless steel front and side panels 28
0002-0005	SSC	Stainless steel front and side panels 35
0002-0006	SSC	Stainless steel front and side panels 45
0002-0007	SSC	Stainless steel front and side panels 60
0002-0008	SSC	Stainless steel front and side panels 80
0002-0020	SSF	Front panel in stainless steel 11/14/18
0002-0021	SSF	Front panel in stainless steel 22
0002-0022	SSF	Front panel in stainless steel 28/35
0002-0023	SSF	Front panel in stainless steel 45/60/80

Voltage options


CODE WITH OPTIONS	ABBREVIATION	DESCRIPTION
0008-0005	400V 3N 60 Hz	400V 3N 60 Hz, SR-11-35
0008-0015	400V 3N 60 Hz	400V 3N 60 Hz, SR-45-80 E/V
0008-0020	400V 3N 60 Hz	400V 3N 60 Hz, SR-45-80 G
0008-0025	230V 3~ 50 Hz	230V 3~ 50 Hz, SR-11/14/18 E
0008-0035	230V 3~ 50 Hz	230V 3~ 50 Hz, SR-22-35 E
0008-0040	230V 3~ 50 Hz	230V 3~ 50 Hz, SR-45-80 G
0008-0045	230V 3~ 60 Hz	230V 3~ 60 Hz, SR-11/14/18 E
0008-0050	230V 3~ 60 Hz	230V 3~ 60 Hz, SR-22,35 E
0008-0055	230V 3~ 60 Hz	230V 3~ 60 Hz, SR-11-35 G/V
0008-0060	230V 3~ 60 Hz	230V 3~ 60 Hz, SR-45-80 E/V
0008-0065	230V 3~ 60 Hz	230V 3~ 60 Hz, SR-45-80 G
0008-0080	230V 1N 50 Hz	230V 1N 50 Hz, SR-11 E
0008-0100	400V 3~ 50 Hz	400V 3~ 50 Hz, SR-60-80
0008-0105	440/480V 3~ 60 Hz	440/480V 3~ 60 Hz, SR-11/14/18
0008-0115	440/480V 3~ 60 Hz	440/480V 3~ 60 Hz, SR-22-35



New display option for M electronic control (models from 11 to 35 kg) that allows to display time, temperature and program.

Economic line

11 - 14 - 18 - 22 - 28 - 35 kg



General characteristics

- Easy Control Processor (M) with time and temperature control.
- Galvanised drum.
- Panels painted white.
- Automatic reverse rotation of the drum.
- Lint filter, on the inside, larger and improved airflow.
- Frequency inverter for smoother operation.
- Ergonomic door with large opening.
- Anti-wrinkle system.

OPTION

- Optional screen to view time, temperature and programme (3 possible programmes). The technical menu can also be accessed without having to use the console.

MODEL (#)	CODE (*)		CAPACITY KG.		PRODUCTION KG/H	DOOR Ø (MM)	HEATING TYPE	POWER KW		VOLT (**)	DIMENSIONS MM
	STANDARD	WITH OPTIONS	(1:18)	(1:20)				HEATING	TOTAL ELEC.		
SC-11 M E	19071866	18003089	12	11	20	574	Elec	12	12,67	V	785x855x1.694
SC-11 M G	19071867	18003090	12	11	23	574	Gas	20,5	0,67	M	785x855x1.694
SC-14 M E	19084983	18003886	12	14	30	574	Elec	18	18,67	V	785x989x1.694
SC-14 M G	19084984	18003887	12	14	34	574	Gas	20,5	0,67	M	785x989x1.694
SC-18 M E	19071878	18003100	18	17	31	574	Elec	18	18,67	V	785x1.125x1.694
SC-18 M G	19071879	18003101	18	17	35	574	Gas	20,5	0,67	M	785x1.125x1.694
SC-22 M E	19071888	18003111	26	23	35	574	Elec	24	24,97	V	890x1.255x1.812
SC-22 M G	19071889	18003112	26	23	41	574	Gas	31	0,97	M	890x1.255x1.812
SC-28 M E	19084985	18003888	31	27	53	802	Elec	30	31,15	V	985x1.054x1.946
SC-28 M G	19084986	18003889	31	27	56	802	Gas	41	1,15	M	985x1.054x1.946
SC-35 M E	19084987	18003890	37	33	65	802	Elec	36	37,15	V	985x1.210x1.946
SC-35 M G	19084988	18003891	37	33	70	802	Gas	41	1,15	M	985x1.210x1.946

(*) : STANDARD Code: Use this code for orders of machines which do not include any option or version different to standard. The retail price is as indicated in the table.
WITH OPTIONS Code: Use this code for orders of machines which include any option or options from the table OPTIONS FOR DRYERS.
The retail price is calculated by adding the price increases for each option to the retail price of the standard code.

(#): MODEL : Heating Systems.
E : Resistance heating.
G : Gas heating system. Ignition system. (Butane, Propane, Natural, etc.).

(**): E : 50 Hz -Optional 60 Hz.
G - S: 50 Hz - 60 Hz
M : SINGLE PHASE (230 V 1+N), 230 V III (Three-phase) -400 V III +N (Three phase)
V : 400 V III +N (Three-phase) (Optional, 230 V III)

Options for **ECONOMIC LINE** dryers 11 - 14 - 18 - 22 - 28 - 35 kg

Versions and options available to include in configurable codes "18".

Factory assembly for machines ordered with their configurable code.


CÓDIGO CON OPCIONES	ABREVIATURA	DESCRIPCIÓN
0001-0001	RD	Opposite door opening 11-35
0034-0001	AF	Back panel with air filter
0049-0001	BMS	M programmer display for 11 to 35kg
0077-0001	RP	Reduced power (12 kW instead of 18 kW) SR-14/18 Electric

Packing options

CODE WITH OPTIONS	ABBREVIATION	DESCRIPTION
0006-0001	WB	Maritime wooden packing SC-11
0006-0002	WB	Maritime wooden packing SC-14/18
0006-0003	WB	Maritime wooden packing SC-22
0006-0004	WB	Maritime wooden packing SC-28
0006-0005	WB	Maritime wooden packing SC-35

Voltage options

CODE WITH OPTIONS	ABBREVIATION	DESCRIPTION
0008-0005	400V 3N 60 Hz	400V 3N 60 Hz, SC-11-35
0008-0025	230V 3~ 50 Hz	230V 3~ 50 Hz, SC-11/14/18 E
0008-0035	230V 3~ 50 Hz	230V 3~ 50 Hz, SC-22
0008-0045	230V 3~ 60 Hz	230V 3~ 60 Hz, SC-11/14/18 E
0008-0050	230V 3~ 60 Hz	230V 3~ 60 Hz, SC-22-28
0008-0055	230V 3~ 60 Hz	230V 3~ 60 Hz, SC-11-35 G/V
0008-0080	230V 1N 50 Hz	230V 1N 50 Hz, SC-11 E
0008-0105	440/480V 3~ 60 Hz	440/480V 3~ 60 Hz, SC-11/14/18
0008-0115	440/480V 3~ 60 Hz	440/480V 3~ 60 Hz, SC-22-35



New display option for M electronic control (models from 11 to 35 kg) that allows to display time, temperature and program.

Stack dryers

Optimise space with stack dryers

Fagor double drum dryers are compact machines ideal for laundries with little available space and, while they have been designed with the self-service sector in mind, they are also available for hotels, small laundries, etc.

Equipped with all the characteristics of the ADVANCE, CONCEPT and ECONOMIC LINE models.

 **ADVANCE**

 **CONCEPT**

Economic-line



01.

Versatility

With two drums and greater versatility thanks to two sets of controls, the new stack dryers offer a greater operating capacity and space optimisation.

02.


Ease

There is one single connection and extraction tube. Installation and maintenance are therefore quicker and easier.

03.

Self-service

This type of dryer is specially designed for the self-service sector.



General characteristics

- Fully programmable Touch Plus Control "TP2" with 7" colour touchscreen.
 - External construction in grey skinplate, aesthetic stainless steel.
 - Large loading door (180° opening).
 - Automatic reverse rotation of the drum.
 - Mixed Flow: axial-radial mixed flow.
 - Soft Touch: perforated drum.
 - Lint filter at the bottom, more ergonomic, larger and improved airflow.
 - Anti-wrinkle system.
 - **FagorKonnnect** - Standard IOT connectivity.
- Options:
- Double glazed door.
 - iDRY intelligence moisture detector.
 - Fire Kare SYSTEM integrated fire prevention system.

MODEL (#)	CODE (*)		CAPACITY KG.		PRODUCTION KG/H	DOOR Ø (MM)	HEATING TYPE	POWER KW		VOLT (**)	DIMENSIONS MM
	STANDARD	WITH OPTIONS	(1:18)	(1:20)				HEATING	TOTAL ELEC.		
SR-2-11 TP2 E	19071933	18003158	2x12	2x11	30,6	574	Elec	2x12	1,34	V	785x972x1980
SR-2-11 TP2 G	19071934	18003159	2x12	2x11	30,6	574	Gas	2x12	1,34	M	785x972x1980
SR-2-14 TP2 E	19101273	18007099	2x15	2x14	33,8	574	Elec	2x12	1,34	V	785x1106x1980
SR-2-14 TP2 G	19101274	18007100	2x15	2x14	33,8	574	Gas	2x12	1,34	V	785x1106x1981
SR-2-18 TP2 E	19071939	18003164	2x18	2x17	36	574	Elec	2x12	1,34	M	785x1242x1979
SR-2-18 TP2 G	19071362	18003165	2x18	2x17	36	574	Gas	2x12	1,34	V	785x1242x1980
SR-2-18 TP2 G POWERED	19071945	18003170	2x18	2x17	70,7	574	Gas	2x24	1,94	V	785x1443x1980
New SR-2-22 TP2 G	19101279	18007105	2x24	2x22	88,0	574	Gas	2x30,4	1,94	V	870x1328x2117

Options for stack dryers ADVANCE

CODE	CODE WITH OPTIONS	ABBREVIATION	DESCRIPTION
19072543	0005-0002	IMC	iDRY for STACK (order 1 unit per column)
-	0003-0003	DG	Double doorglass (order 1 unit per column)
-	0004-0006	SFEX	Fire extinguisher STACK
-	0035-0002	TR	Tropicalized model
-	0001-0002	RD	Opposite door opening (order 1 unit per column)
-	0038-0002	DS	Dosing-spraying (1 unit x column)
-	0034-0002	AF	Back panel with air filter (STACK)
-	0033-0001	F03	Fluff filter with grid 0,3 mm (standard in STACK is 0,6 mm)

Outer casing options

CODE WITH OPTIONS	ABBREV.	DESCRIPTION
0002-0009	SSC	Stainless steel front and side panels SR-2-11
0002-0055	SSC	Stainless steel front and side panels SR-2-14
0002-0010	SSC	Stainless steel front and side panels SR-2-18
0002-0056	SSC	Stainless steel front and side panels SR-2-22
0002-0024	SSF	Front panel in stainless steel SR-2-11/18
0002-0057	SSF	Front panel in stainless steel SR-2-22

Voltage options

CODE WITH OPTIONS	ABBREVIATION	DESCRIPTION
0008-0095	400V 3~ 50 Hz	400V 3~ 50 Hz 11-18
0008-0010	400V 3~ 60 Hz	400V 3N 60 Hz 11-18
0008-0070	230V 3~ 60 Hz	230V 3~ 60 Hz 11-18 G
0008-0075	230V 3~ 60 Hz	230V 3~ 60 Hz 11-18 E
0008-0170	440V/480V 3~ 60 Hz	440V/480V 3~ 60 Hz 11-18

Packing options

CODE WITH OPTIONS	ABBREVIATION	DESCRIPTION
0006-0009	WB	Maritime wooden packing SR-2-11
0006-0015	WB	Maritime wooden packing SR-2-14
0006-0010	WB	Maritime wooden packing SR-2-18
0006-0016	WB	Maritime wooden packing SR-2-22

CONCEPT



General characteristics

- Easy control "M" with the possibility to control the time and the temperature.
 - Outer casing in grey skinplate, stainless steel look.
 - Large loading door (opening 180°).
 - Autoreverse drum, standard in all models.
 - Souft touch: perforated drum with stamped holes.
 - Lint filter with grid 0,6mm as standard, larger and improved airflow.
 - Anti-crease system.
 - Stainless Steel drum.
 - Mixed flow: Axial-Radial Flow
- Options:
- Double glass door.

MODEL (#)	CODE (*)		CAPACITY KG.		PRODUCTION KG/H	DOOR Ø (MM)	HEATING TYPE	POWER KW		VOLT (**)	DIMENSIONS MM
	STANDARD	WITH OPTIONS	(1:18)	(1:20)				HEATING	TOTAL ELEC.		
SR-2-11 M E	19071935	18003160	2x12	2x11	30,6	574	Elec	2x12	1,34	V	785x972x1980
SR-2-11 M G	19071936	18003161	2x12	2x11	30,6	574	Gas	2x12	1,34	M	785x972x1980
SR-2-14 M E	19101275	18007101	2x15	2x14	33,8	574	Elec	2x12	1,34	V	785x1106x1980
SR-2-14 M G	19101276	18007102	2x15	2x14	33,8	574	Gas	2x12	1,34	V	785x1106x1981
SR-2-18 M E	19071940	18003166	2x18	2x17	36	574	Elec	2x12	1,34	M	785x1242x1979
SR-2-18 M G	19071941	18003167	2x18	2x17	36	574	Gas	2x12	1,34	V	785x1242x1980
SR-2-18 M G POWERED	19071946	18003171	2x18	2x17	70,7	574	Gas	2x24	1,94	V	785x1443x1980
New SR-2-22 M G	19101280	18007106	2x24	2x22	88,0	574	Gas	2x30,4	1,94	V	870x1328x2117

Options for stack dryers CONCEPT

CODE WITH OPTIONS	ABBREVIATION	DESCRIPTION
0003-0003	DG	Double doorglass (order 1 unit per column)
0049-0002	BMS	Screen in M programmer (2 units)
0033-0001	AF	Fluff filter with grid 0,3 mm (standard in STACK is 0,6 mm)

Outer casing options

CODE WITH OPTIONS	ABBREV.	DESCRIPTION
0002-0009	SSC	Stainless steel front and side panels SR-2-11
0002-0055	SSC	Stainless steel front and side panels SR-2-14
0002-0010	SSC	Stainless steel front and side panels SR-2-18
0002-0056	SSC	Stainless steel front and side panels SR-2-22
0002-0024	SSF	Front panel in stainless steel SR-2-11/18
0002-0057	SSF	Front panel in stainless steel SR-2-22

Voltage options

CODE WITH OPTIONS	ABBREVIATION	DESCRIPTION
0008-0095	400V 3~ 50 Hz	400V 3~ 50 Hz 11-18
0008-0010	400V 3~ 60 Hz	400V 3N 60 Hz 11-18
0008-0070	230V 3~ 60 Hz	230V 3~ 60 Hz 11/18 G
0008-0075	230V 3~ 60 Hz	230V 3~ 60 Hz 11/18 E
0008-0170	440V/480V 3~ 60 Hz	440V/480V 3~ 60 Hz 11-18

Packing options

CODE WITH OPTIONS	ABBREVIATION	DESCRIPTION
0006-0009	WB	Maritime wooden packing SR-2-11
0006-0015	WB	Maritime wooden packing SR-2-14
0006-0010	WB	Maritime wooden packing SR-2-18
0006-0016	WB	Maritime wooden packing SR-2-22

Economic line



General characteristics

- Easy control "M" with the possibility to control the time and the temperature.
- White painted panels.
- Large loading door (opening 180°).
- Autoreverse drum, standard in all models.
- Galvanized Steel drum.
- Radial Flow.
- Lint filter with grid 0,6mm as standard, larger and improved airflow.
- Anti-crease system.

Drying

MODEL (#)	CODE (*)		CAPACITY KG.		PRODUCTION KG/H	DOOR Ø (MM)	HEATING TYPE	POWER KW		VOLT (**)	DIMENSIONS MM
	STANDARD	WITH OPTIONS	(1:18)	(1:20)				HEATING	TOTAL ELEC.		
SC-2-11 M E	19071937	18003162	2x12	2x11	30,6	574	Elec	2x12	1,34	V	785x972x1980
SC-2-11 M G	19071938	18003163	2x12	2x11	30,6	574	Gas	2x12	1,34	M	785x972x1980
SC-2-14 M E	19101277	18007103	2x15	2x14	33,8	574	Elec	2x12	1,34	V	785x1106x1980
SC-2-14 M G	19101278	18007104	2x15	2x14	33,8	574	Gas	2x12	1,34	V	785x1106x1981
SC-2-18 M E	19071942	18003168	2x18	2x17	36	574	Elec	2x12	1,34	M	785x1242x1979
SC-2-18 M G	19071943	18003169	2x18	2x17	36	574	Gas	2x12	1,34	V	785x1242x1980
SC-2-18 M G POWERED	19071947	18003172	2x18	2x17	70,7	574	Gas	2x24	1,94	V	785x1443x1980
New SC-2-22 M G	19101281	18007107	2x24	2x22	88,0	574	Gas	2x30,4	1,94	V	870x1328x2117

Options for stack dryers ECONOMIC-LINE

CODE WITH OPTIONS	ABBREVIATION	DESCRIPTION
0049-0002	BMS	Screen in M programmer (2 units)
0033-0001	F03	Fluff filter with grid 0,3 mm (standard in STACK is 0,6 mm)

Packing options

CODE WITH OPTIONS	ABBREVIATION	DESCRIPTION
0006-0009	WB	Maritime wooden packing SC-2-11
0006-0015	WB	Maritime wooden packing SC-2-14
0006-0010	WB	Maritime wooden packing SC-2-18
0006-0016	WB	Maritime wooden packing SC-2-22

Voltage options

CODE WITH OPTIONS	ABBREVIATION	DESCRIPTION
0008-0095	400V 3~ 50 Hz	400V 3~ 50 Hz 11-18
0008-0010	400V 3~ 60 Hz	400V 3N 60 Hz 11-18
0008-0070	230V 3~ 60 Hz	230V 3~ 60 Hz 11/18 G
0008-0075	230V 3~ 60 Hz	230V 3~ 60 Hz 11/18 E
0008-0170	440V/480V 3~ 60 Hz	440V/480V 3~ 60 Hz 11-18

(*) : STANDARD Code: Use this code for orders of machines which do not include any option or version different to standard. The retail price is as indicated in the table.
 WITH OPTIONS Code: Use this code for orders of machines which include any option or options from the table OPTIONS FOR DRYERS.
 The retail price is calculated by adding the price increases for each option to the retail price of the standard code.

(#) : MODEL : Heating Systems
 E : Resistance heating.
 G : Gas heating system. Ignition system. (Butane, Propane, Natural, etc.).

(**) : E : 50 Hz -Optional 60 Hz.
 G - S: 50 Hz - 60 Hz
 M : SINGLE PHASE (230 V 1+N), 230 V III (Three-phase) -400 V III +N (Three phase)
 V : 400 V III +N (Three-phase) (Optional, 230 V III)



Heat pump dryers

Efficient technology



ADVANCE +

Fagor presents their range of dryers with «high efficiency» and the greatest energy savings. The new heat pump dryers are a revolution in drying, allowing energy savings of **up to 60%**.

Its technology makes it ideal for installation in places without access to the exterior of the building and for the self-service sector, and its design considerably simplifies installation.



100%

Air
recirculation



Without external
extraction



Heat pump dryers

11-14-18-22 kg



General characteristics

- TOUCH PLUS CONTROL: colour touchscreen (7" on the ADVANCE+ range and 7" on the ADVANCE range).
- External steel casing with grey coating (skinplate), stainless steel, easy to clean finish.
- Large loading door (180° opening).
- Double glazed door as standard on the ADVANCE+ range.
- The iDRY function, the intelligent moisture detector, as standard (optional on the ADVANCE range).
- Reverse spin as standard on all models.
- Stainless steel drum as standard.
- Soft Touch: Axially and radially perforated drum for the gentle treatment of fabrics, and achieving improved air circulation.
- Lint filter at the bottom, more ergonomic, larger and improved airflow.
- Anti-crease system.
- 100% air recirculation: Advance + dryers do not require a vapour outlet to the outside.
- These models use water for refrigeration, which can be reused during washing. Low energy consumption.
- **FagorKonnnect** - Standard IOT connectivity.

	MODEL	CODE (+)		CAPACITY KG.		PRODUC. KG/H	DOOR Ø (MM)	POWER KW				VOLT (**)	DIMENSIONS MM
		STANDARD	WITH OPTIONS	(1:18)	(1:25)			MOTOR	FAN	HEAT.	TOTAL		
New	SR-11 TP2 PLUS HPi	To consult		12	11	14	574	0,37	0,17	-	-	M	785x989x1694
New	SR-14 TP2 PLUS HPi	To consult		15	14	15	574	0,37	0,17	-	-	M	785x1029x1694
New	SR-18 TP2 PLUS HPi	To consult		18	17	15	574	0,37	0,17	-	-	M	785x1125x1694
New	SR-22 TP2 PLUS HPi	To consult		24	22	17	574	0,37	0,17	-	-	M	890x1255x1812

Options for HEAT PUMP DRYERS 11-14-18-22 kg

CODE WITH OPTIONS	ABBREVIATION	DESCRIPTION
0001-0001	RD	Opposite door opening SR-11-22
0035-0001	TR	Tropicalized model

Outer casing options

CODE WITH OPTIONS	ABBREVIATION	DESCRIPTION
0002-0011	SSC	Stainless steel front and side panels 11 HPi
0002-0011	SSC	Stainless steel front and side panels 14 HPi
0002-0012	SSC	Stainless steel front and side panels 18 HPi
0002-0013	SSC	Stainless steel front and side panels 22 HPi
0002-0020	SSF	Front panel in stainless steel 11/14/18 HPi
0002-0021	SSF	Front panel in stainless steel 22 HPi

Packing options

CODE WITH OPTIONS	ABBREVIATION	DESCRIPTION
0006-0011	WB	Maritime wooden packing 11 HPi
0006-0011	WB	Maritime wooden packing 14 HPi
0006-0012	WB	Maritime wooden packing 18 HPi
0006-0013	WB	Maritime wooden packing 22 HPi

(+): STANDARD Code: Use this code for orders of machines which do not include any option or version different to standard. The retail price is as indicated in the table.
 WITH OPTIONS Code: Use this code for orders of machines which include any option or options from the table OPTIONS FOR DRYERS.
 The retail price is calculated by adding the price increases for each option to the retail price of the standard code.

Voltages to be connected single pocket: **ADVANCE PLUS**

MODEL	230V I + N	230V I + N	230V III	230V III	400V III+N	400V III+N	400V III	400V III	440-480V III
	50 Hz	60 Hz	50 Hz	60 Hz	50 Hz	60 Hz	50 Hz	60 Hz	60 Hz
SR-11 TP2 PLUS E	OPT	OPT	OPT	OPT	STD	OPT	OPT	OPT	OPT
SR-11 TP2 PLUS G	STD	STD	N/A	N/A	N/A	N/A	OPT	OPT	OPT
SR-11 TP2 PLUS S	STD	STD	N/A	N/A	N/A	N/A	OPT	OPT	OPT
SR-14 TP2 PLUS E	N/A	N/A	OPT	OPT	STD	OPT	OPT	OPT	OPT
SR-14 TP2 PLUS G	STD	STD	N/A	N/A	N/A	N/A	OPT	OPT	OPT
SR-14 TP2 PLUS S	STD	STD	N/A	N/A	N/A	N/A	OPT	OPT	OPT
SR-18 TP2 PLUS E	N/A	N/A	OPT	OPT	STD	OPT	OPT	OPT	OPT
SR-18 TP2 PLUS G	STD	STD	N/A	N/A	N/A	N/A	OPT	OPT	OPT
SR-18 TP2 PLUS S	STD	STD	N/A	N/A	N/A	N/A	OPT	OPT	OPT
SR-22 TP2 PLUS E	N/A	N/A	OPT	OPT	STD	OPT	OPT	OPT	OPT
SR-22 TP2 PLUS G	STD	STD	N/A	N/A	N/A	N/A	OPT	OPT	OPT
SR-22 TP2 PLUS S	STD	STD	N/A	N/A	N/A	N/A	OPT	OPT	OPT
SR-28 TP2 PLUS E	N/A	N/A	OPT	OPT	STD	OPT	OPT	OPT	OPT
SR-28 TP2 PLUS G	STD	STD	N/A	N/A	N/A	N/A	OPT	OPT	OPT
SR-28 TP2 PLUS S	STD	STD	N/A	N/A	N/A	N/A	OPT	OPT	OPT
SR-35 TP2 PLUS E	N/A	N/A	OPT	OPT	STD	OPT	OPT	OPT	OPT
SR-35 TP2 PLUS G	STD	STD	N/A	N/A	N/A	N/A	OPT	OPT	OPT
SR-35 TP2 PLUS S	STD	STD	N/A	N/A	N/A	N/A	OPT	OPT	OPT
SR-45 TP2 PLUS E	N/A	N/A	OPT	OPT	STD	OPT	OPT	OPT	OPT
SR-45 TP2 PLUS G	N/A	N/A	OPT	OPT	STD	OPT	OPT	OPT	OPT
SR-45 TP2 PLUS S	N/A	N/A	OPT	OPT	STD	OPT	OPT	OPT	OPT
SR-60 TP2 PLUS E	N/A	N/A	OPT	OPT	STD	OPT	OPT	OPT	OPT
SR-60 TP2 PLUS G	N/A	N/A	OPT	OPT	STD	OPT	OPT	OPT	OPT
SR-60 TP2 PLUS S	N/A	N/A	OPT	OPT	STD	OPT	OPT	OPT	OPT
SR-80 TP2 PLUS E	N/A	N/A	OPT	OPT	STD	OPT	OPT	OPT	OPT
SR-80 TP2 PLUS G	N/A	N/A	OPT	OPT	STD	OPT	OPT	OPT	OPT
SR-80 TP2 PLUS S	N/A	N/A	OPT	OPT	STD	OPT	OPT	OPT	OPT

Voltages to be connected single pocket: **ADVANCE PLUS HEAT PUMP**

MODEL	230V I + N	230V I + N	230V III	230V III	400V III+N	400V III+N	400V III	400V III	440-480V III
	50 Hz	60 Hz	50 Hz	60 Hz	50 Hz	60 Hz	50 Hz	60 Hz	60 Hz
SR-11 TP2 PLUS HPi	STD	STD	STD	STD	STD	STD	OPT	OPT	OPT
SR-14 TP2 PLUS HPi	STD	STD	STD	STD	STD	STD	OPT	OPT	OPT
SR-18 TP2 PLUS HPi	STD	STD	STD	STD	STD	STD	OPT	OPT	OPT
SR-22 TP2 PLUS HPi	STD	STD	STD	STD	STD	STD	OPT	OPT	OPT

N/A: Not available
OPT: Optional
STD: Standard

Voltages to be connected single pocket: **ECONOMIC LINE**

MODEL	230V I + N	230V I + N	230V III	230V III	400V III+N	400V III+N	400V III	400V III	440-480V III
	50 Hz	60 Hz	50 Hz	60 Hz	50 Hz	60 Hz	50 Hz	60 Hz	60 Hz
SC-11 M E	OPT	OPT	OPT	OPT	STD	OPT	OPT	OPT	OPT
SC-11 M G	STD	STD	N/A	N/A	N/A	N/A	OPT	OPT	OPT
SC-14 M E	N/A	N/A	OPT	OPT	STD	OPT	OPT	OPT	OPT
SC-14 M G	STD	STD	N/A	N/A	N/A	N/A	OPT	OPT	OPT
SC-18 M E	N/A	N/A	OPT	OPT	STD	OPT	OPT	OPT	OPT
SC-18 M G	STD	STD	N/A	N/A	N/A	N/A	OPT	OPT	OPT
SC-22 M E	N/A	N/A	OPT	OPT	STD	OPT	OPT	OPT	OPT
SC-22 M G	STD	STD	N/A	N/A	N/A	N/A	OPT	OPT	OPT
SC-28 M E	N/A	N/A	OPT	OPT	STD	OPT	OPT	OPT	OPT
SC-28 M G	STD	STD	N/A	N/A	N/A	N/A	OPT	OPT	OPT
SC-35 M E	N/A	N/A	OPT	OPT	STD	OPT	OPT	OPT	OPT
SC-35 M G	STD	STD	N/A	N/A	N/A	N/A	OPT	OPT	OPT

Voltages to be connected single pocket: **ADVANCE / CONCEPT**

MODEL	230V I + N	230V I + N	230V III	230V III	400V III+N	400V III+N	400V III	400V III	440-480V III
	50 Hz	60 Hz	50 Hz	60 Hz	50 Hz	60 Hz	50 Hz	60 Hz	60 Hz
SR-11 TP2 E / SR-11 M E	OPT	OPT	OPT	OPT	STD	OPT	OPT	OPT	OPT
SR-11 TP2 G / SR-11 M G	STD	STD	STD	N/A	N/A	N/A	OPT	OPT	OPT
SR-11 TP2 S / SR-11 M S	STD	STD	STD	N/A	N/A	N/A	OPT	OPT	OPT
SR-14 TP2 E / SR-14 M E	N/A	N/A	OPT	OPT	STD	OPT	OPT	OPT	OPT
SR-14 TP2 G / SR-14 M G	STD	STD	STD	N/A	N/A	N/A	OPT	OPT	OPT
SR-14 TP2 S / SR-14 M S	STD	STD	STD	N/A	N/A	N/A	OPT	OPT	OPT
SR-18 TP2 E / SR-18 M E	N/A	N/A	OPT	OPT	STD	OPT	OPT	OPT	OPT
SR-18 TP2 G / SR-18 M G	STD	STD	STD	N/A	N/A	N/A	OPT	OPT	OPT
SR-18 TP2 S / SR-18 M S	STD	STD	STD	N/A	N/A	N/A	OPT	OPT	OPT
SR-22 TP2 E / SR-22 M E	N/A	N/A	OPT	OPT	STD	OPT	OPT	OPT	OPT
SR-22 TP2 G / SR-22 M G	STD	STD	STD	N/A	N/A	N/A	OPT	OPT	OPT
SR-22 TP2 S / SR-22 M S	STD	STD	STD	N/A	N/A	N/A	OPT	OPT	OPT
SR-28 TP2 E / SR-28 M E	N/A	N/A	OPT	OPT	STD	OPT	OPT	OPT	OPT
SR-28 TP2 G / SR-28 M G	STD	STD	STD	N/A	N/A	N/A	OPT	OPT	OPT
SR-28 TP2 S / SR-28 M S	STD	STD	STD	N/A	N/A	N/A	OPT	OPT	OPT
SR-35 TP2 E / SR-35 M E	N/A	N/A	OPT	OPT	STD	OPT	OPT	OPT	OPT
SR-35 TP2 G / SR-35 M G	STD	STD	STD	N/A	N/A	N/A	OPT	OPT	OPT
SR-35 TP2 S / SR-35 M S	STD	STD	STD	N/A	N/A	N/A	OPT	OPT	OPT
SR-45 TP2 E / SR-45 M E	N/A	N/A	OPT	OPT	STD	OPT	OPT	OPT	OPT
SR-45 TP2 G / SR-45 M G	N/A	N/A	OPT	OPT	STD	OPT	OPT	OPT	OPT
SR-45 TP2 S / SR-45 M S	N/A	N/A	OPT	OPT	STD	OPT	OPT	OPT	OPT
SR-60 TP2 E / SR-60 M E	N/A	N/A	OPT	OPT	STD	OPT	OPT	OPT	OPT
SR-60 TP2 G / SR-60 M G	N/A	N/A	OPT	OPT	STD	OPT	OPT	OPT	OPT
SR-60 TP2 S / SR-60 M S	N/A	N/A	OPT	OPT	STD	OPT	OPT	OPT	OPT
SR-80 TP2 E / SR-80 M E	N/A	N/A	OPT	OPT	STD	OPT	OPT	OPT	OPT
SR-80 TP2 G / SR-80 M G	N/A	N/A	OPT	OPT	STD	OPT	OPT	OPT	OPT
SR-80 TP2 S / SR-80 M S	N/A	N/A	OPT	OPT	STD	OPT	OPT	OPT	OPT

N/A: Not available
OPT: Optional
STD: Standard

Voltages to be connected stack: **ADVANCE , CONCEPT & ECONOMIC LINE**

MODEL	230V I + N 50 Hz	230V I + N 60 Hz	230V III 50 Hz	230V III 60 Hz	400V III+N 50 Hz	400V III+N 60 Hz	400V III 50 Hz	400V III 60 Hz	440-480V III 60 Hz
SR-2-11 TP2 E	N/A	N/A	OPT	OPT	STD	OPT	OPT	OPT	OPT
SR-2-11 TP2 G	STD	STD	STD	STD	STD	STD	OPT	OPT	OPT
SR-2-11 M E	N/A	N/A	OPT	OPT	STD	OPT	OPT	OPT	OPT
SR-2-11 M G	STD	STD	STD	STD	STD	STD	OPT	OPT	OPT
SC-2-11 M E	N/A	N/A	OPT	OPT	STD	OPT	OPT	OPT	OPT
SC-2-11 M G	STD	STD	STD	STD	STD	STD	OPT	OPT	OPT
SR-2-14 TP2 E	N/A	N/A	OPT	OPT	STD	OPT	OPT	OPT	OPT
SR-2-14 TP2 G	STD	STD	STD	STD	STD	STD	OPT	OPT	OPT
SR-2-14 M E	N/A	N/A	OPT	OPT	STD	OPT	OPT	OPT	OPT
SR-2-14 M G	STD	STD	STD	STD	STD	STD	OPT	OPT	OPT
SC-2-14 M E	N/A	N/A	OPT	OPT	STD	OPT	OPT	OPT	OPT
SC-2-14 M G	STD	STD	STD	STD	STD	STD	OPT	OPT	OPT
SR-2-18 TP2 E	N/A	N/A	OPT	OPT	STD	OPT	OPT	OPT	OPT
SR-2-18 TP2 G	STD	STD	STD	STD	STD	STD	OPT	OPT	OPT
SR-2-18 M E	N/A	N/A	OPT	OPT	STD	OPT	OPT	OPT	OPT
SR-2-18 M G	STD	STD	STD	STD	STD	STD	OPT	OPT	OPT
SC-2-18 E	N/A	N/A	OPT	OPT	STD	OPT	OPT	OPT	OPT
SC-2-18 G	STD	STD	STD	STD	STD	STD	OPT	OPT	OPT
SR-2-18 TP2 G POWERED	STD	STD	STD	STD	STD	STD	OPT	OPT	OPT
SR-2-18 M G POWERED	STD	STD	STD	STD	STD	STD	OPT	OPT	OPT
SC-2-18 M G POWERED	STD	STD	STD	STD	STD	STD	OPT	OPT	OPT
SR-2-22 TP2 G	STD	STD	STD	STD	STD	STD	OPT	OPT	OPT
SR-2-22 M G	STD	STD	STD	STD	STD	STD	OPT	OPT	OPT
SC-2-22 M G	STD	STD	STD	STD	STD	STD	OPT	OPT	OPT

N/A: Not available
OPT: Optional
STD: Standard





Ozone cabinet

Do you want to sanitize and deodorize garments and accessories?

We present O3C, our new ozone cabinets specially designed to HYGIENIZE and DEODORIZE all kinds of clothing, accessories and materials using ozono in an effective way with total safety. A unique and effective professional solution, now at your fingertips.



Natural, safe, fast and effective hygiene without using chemicals.



Ozone is a colorless or pale blue gas, a powerful oxidizer, with many industrial applications that works mainly as a powerful MICROBICIDE and DEODORIZER.

Thanks to ozone you will be able to disinfect everything you want, even those garments that cannot be washed with water, dry cleaned or ironed; and you will be able to eliminate odors of: tobacco, fire smoke, sweat, urine, pets, cooking, mold, paint, etc.

Ozone cabinet

03C



General characteristics

- Panels in skinplate.
- OPL and COIN versions.
- Three models available.
- Door locked with double electromagnet, avoiding any opening during cycle.
- Light indicator of cycle status.
- No need of external ventilation.
- Activated carbon filters to destroy ozone, with front opening to replace them.

Options:

- Extra shelves.
- Wheels instead of feet.

	MODEL	CODE (*)		CAPACITY LITERS	DIMENSIONS MM
		STANDARD	WITH OPTIONS		
New	Ozone cabinet 03C-05	19085760	18004149	313	680x790x1.112
New	Ozone cabinet 03C-1	19085761	18004150	626	680x790x1.850
New	Ozone cabinet 03C-2	19085762	18004151	1.252	1.330x790x1.850

Options

CODE	DESCRIPTION
74-0001	Wheels kit

Shelf kit options

CODE	DESCRIPTION
19085819	Extra shelf 03C-05 & 03C-1
19085820	Extra shelf 03C-2

(**): STANDARD Code: Use this code for orders of machines which do not include any option or version different to standard. The retail price is as indicated in the table.
 WITH OPTIONS Code: Use this code for orders of machines which include any option or options from the table OPTIONS FOR DRYERS.
 The retail price is calculated by adding the price increases for each option to the retail price of the standard code.



Helmets, jumpsuits, jackets, boots, hats, caps, toys and teddy bears, bags, stuffed animals, bedspreads, pillows, curtains, pet beds and clothes...



Ozone cabinet

STEP 01.

Filling the cabinet

Creating ozone inside the cabinet.

STEP 02.

Ozone concentration

Ozone concentration in the compartment with the material to be disinfected.

STEP 03.

Destruction of ozone

Destruction of ozone inside the cabinet. Emptying the cabinet.





Ironing and folding

Quality in ironing, recognised by the users.

Our industrial ironers offer you performance, simplicity, efficiency and time saving, they also offer high quality in flatwork ironing. And it is not us who say so. The users do.

Wall ironers - Ø 180

ROLLER DIAMETER (MM)	HEATING	LENGTH OF ROLLER (MM)	
		1000	1200
180	Electric	P-18/100 M	P-18/120 M
180	Electric	P-18/100 M NOMEX	P-18/120 M NOMEX

Wall ironers - Ø 250

ROLLER DIAMETER (MM)	HEATING	LENGTH OF ROLLER (MM)			
		1000	1200	1400	2000
250	Electric	P-25/100 M	P-25/120 M	P-25/140 M	P-25/200 M
250	Electric	P-25/100 M NOMEX	P-25/120 M NOMEX	P-25/140 M NOMEX	P-25/200 M NOMEX

Wall ironers PLUS - Ø 250

ROLLER DIAMETER (MM)	HEATING	LENGTH OF ROLLER (MM)	
		1400	2000
New 250	Electric	P-25/140 M PLUS	P-25/200 M PLUS

Flatwork ironers - Ø 200

ROLLER DIAMETER (MM)	HEATING	LENGTH OF ROLLER (MM)		
		1400	1600	2000
New 200	Electric	PS-20/140 M	PS-20/160 M	PS-20/200 M

Flatwork ironers - Ø 325

ROLLER DIAMETER (MM)	HEATING	LENGTH OF ROLLER (MM)		
		1400	1600	2000
New 325	Electric and gas	PS-35/140 M	PS-35/160 M	PS-35/200 M

Flatwork ironers PLUS - Ø 325


ROLLER DIAMETER (MM)	HEATING	LENGTH OF ROLLER (MM)		
		2000	2600	3300
New 325	Electric and gas	PS-35/200 M PLUS	PS-35/260 M PLUS	PS-35/330 M PLUS

Flatwork ironers - Ø 500

ROLLER DIAMETER (MM)	HEATING	LENGTH OF ROLLER (MM)		
		2000	2600	3300
500	Electric, gas and steam	PS-50/200 TP2	PS-50/260 TP2	PS-50/330 TP2
500	With rear exit With lengthfolder	PS-50/200 TP2	PS-50/260 TP2	PS-50/330 TP2

Flatwork ironers - Ø 650

ROLLER DIAMETER (MM)	HEATING	LENGTH OF ROLLER (MM)		
		2000	2600	3300
650	Electric, gas and steam	PS-65/200 TP2	PS-65/260 TP2	PS-65/330 TP2
650	With rear exit With lengthfolder	PS-65/200 TP2	PS-65/260 TP2	PS-65/330 TP2





Wall Ironers

Roller Ø 180	115
Roller Ø 250	117

Special models or any other variant on the standard model are to be assembled in factory, and carry a supplement over the price indicated for the standard model.

Please consult Fagor Professional for any other variant or option not reflected on this list.

Specially designed for the field of restaurants and low production

The new range of wall ironers by Fagor Professional is the ideal choice for those types of business which do not need high production and in which the level of investment is, however, an important factor.

EASY TO USE

They are perfect for small quantities of flatwork in business such as restaurants, small hotels, hostels, etc.

RELIABLE AND DURABLE

Electric heating. Their simple mechanism makes them reliable and durable, meaning that this is the most economical and safe option for a small laundry. The new PLUS models are the most productive and efficient ironers of the family, thanks to the frequency inverter, the extraction and standard Nomex ironing belts.

FOR SMALLER SPACES

Wall mounted and small in size, they can be positioned in very limited spaces and require hardly any installation since they do not have any kind of exhaust or connection, except to the electricity supply.



Wall ironers Ø 180



Wall ironers Ø 250



Wall ironers Ø 250 PLUS

Wall ironers Ø 180




Characteristics

- Front feeding and return.
- Panels in grey skinplate, top panel in stainless steel.
- Roll dimension: 180 mm.
- Working width: 1 m or 1,20 m.
- Electronic microprocessor: start/stop, selection of 4 temperatures
- Electric heating.
- Standard model: roll cover in polyester and cotton felt.
- Nomex model: padded and covered with Nomex to work at higher temperatures (up to 190°C)
- Chest in anodized aluminium.
- Manual lifting of the chest by pedal.

MODEL (#)	CODE	ROLLER (MM) LENGTH	SPEED M/MIN	PRODUCTION KG/H	POWER KW			VOLTAGE (**)	DIMENSIONS MM
					HEATING	MOTOR	TOTAL ELEC.		
P-18/100 M E	19085124	1.000	2,02	15	3,3	0,03	3,33	M	1.370x438x952
P-18/100 M E Nomex	19085120	1.000	2,02	15	3,3	0,03	3,33	M	1.370x438x952
P-18/120 M E	19085116	1.200	2,02	20	4	0,03	4,03	M	1.570x438x952
P-18/120 M E Nomex	19085111	1.200	2,02	20	4	0,03	4,03	M	1.570x438x952

(**) : M: SINGLE PHASE (230 V 1+N). 230 V III (Three-phase) -400 V III +N (Three phase)

Wall ironers Ø 250



Characteristics

- Front feeding and return.
- Panels in grey skinplate, top panel in stainless steel.
- Roll dimension: 250 mm.
- Working width: 1 m to 2 m .
- Electronic microprocessor with digital screen which allows to easily control de ironing temperature of the machine.
- Electric heating.
- Standard model: roll cover in polyester and cotton felt.
- Nomex model: padded and covered with Nomex to work at higher temperatures (up to 190°C).
- Chest in anodized aluminium.

P-25 /200 M E

MODEL (#)	CODE	ROLLER (MM) LENGTH	SPEED M/MIN	PRODUCTION KG/H	POWER KW			VOLTAGE (**)	DIMENSIONS MM
					HEATING	MOTOR	TOTAL ELEC.		
P-25/100 M E	19074643	1.000	4,2	25	4,95	0,18	5,13	T	1.462x484x985
P-25/100 M E NOMEX	19074644	1.000	4,2	25	4,95	0,18	5,13	T	1.462x484x985
P-25/120 M E	19074645	1.200	4,2	27,5	6	0,18	6,18	T	1.662x484x985
P-25/120 M E NOMEX	19074646	1.200	4,2	27,5	6	0,18	6,18	T	1.662x484x985
P-25/140 M E	19074647	1.400	4,2	30	7	0,18	7,18	T	1.862x484x985
P-25/140 M E NOMEX	19074648	1.400	4,2	30	7	0,18	7,18	T	1.862x484x985
P-25/200 M E	19085138	2.000	4,2	35	12	0,18	12,18	T	2.462x484x985
P-25/200 M E NOMEX	19084863	2.000	4,2	35	12	0,18	12,18	T	2.462x484x985

(#) NOMEX : Models with sheath and roller in NOMEX


(**): T : THREE-PHASE 400 V 3N / 230 V 3 ~

Options

Factory assembly upon request

CODE	DESCRIPTION
To consult	SUPL. 230V I + N 50Hz
To consult	SUPL. 400 +N+T 60Hz
To consult	SUPL. 440V III 60Hz No Neutro (marítimo)
19083989	Pedal control instead of photocell P-25

Wall ironers Ø 250 PLUS



P-25 / 200 M PLUS E

Characteristics

- Front feeding and return.
- Panels in grey skinplate, top panel in stainless steel.
- Roll dimension: 250 mm.
- Working width: 1,4 m and 2 m.
- NEW M electronic control: adjustable temperature and speed. Auto mode: automatic adjustment of the speed according to the selected temperature, more efficient.
- Electric heating.
- Standard model: padded and covered with Nomex to work at higher temperatures (up to 190°C).
- Chest in anodized aluminium.
- Fingerguard.
- SPEED INVERTER AND EXTRACTION (Fan-0,12kW): No chest lifting, it operates like a flatwork ironer, more productive and more efficient.

MODEL (#)	CODE	ROLLER (MM) LENGTH	SPEED M/MIN	PRODUCTION KG/H	POWER KW			VOLTAGE (**)	DIMENSIONS MM
					HEATING	MOTOR	TOTAL ELEC.		
New P-25/140 M PLUS E NOMEX	19098299	1.400	1,5-6	40	7	0,18	7,3	T	1.923x484x985
New P-25/200 M PLUS E NOMEX	19098297	2.000	1,5-6	50	12	12,3	12,3	T	2.523x484x985

(#) NOMEX : Models with sheath and roller in NOMEX

(**) : T : THREE-PHASE 400 V 3N / 230 V 3 ~

Options

Factory assembly upon request

CODE	DESCRIPTION
To consult	SUPL. 400 +N+T 60Hz
To consult	SUPL. 440V III 60Hz without neutral (maritime)



Flatwork ironers

Wall Flatwork ironers Ø 200 / Ø 325....	120
— Ø 200	121
— Ø 325	122
— Ø 325 PLUS.....	123
Flatwork ironers Ø 500 / Ø 650	124
— Ø 500	126
— Ø 650	128

Special models or any other variant on the standard model are to be assembled in factory, and carry a supplement over the price indicated for the standard model.

Please consult Fagor Professional for any other variant or option not reflected on this list.

Flatwork ironers Ø 200 / Ø 325

The 200 and 325 range of wall flatwork ironers with rollers is perfect for small and medium-sized laundries that require optimum quality ironing with the lowest possible operation and maintenance costs.




01.

M Control

2 selectable operating modes:

- **Manual Mode:** selection of speed and temperature.
- **Auto Mode:** automatic adjustment of the ironing speed according to the temperature selected.



02.

Robust

- **Roller with inverter:** delicate operation to prevent wear of belts and mechanical elements.
- **Panels in skin plate and stainless steel:** long-lasting.
- **Nomex feed and ironing belts:** resistant to high temperatures.
- **Option: nickel-plated cylinder:** anti corrosive, more durable (not available in model 200 mm).

03.

Ergonomics

- **Acoustic comfort:** max 65 dB.
- **Skin plate and stainless steel panels:** easy to clean, more hygienic.
- **Stainless steel trays.**
- **Height adjusted for feeding:** 990 mm.
- **Small size:** compact design to save space.

04.

Efficiency

- **Smart-System:** automatic adjustment of ironing speed according to residual moisture, energy saver (option in Ø 320 mm).
- **Excellent heat conduction** thanks to roller fabric and thickness: increased control of energy dissipation.
- **Automatic stop at 80 °C:** extends lifetime of ironing belts.
- **Gas circuit in lower section,** reducing energy consumption.
- **Precise temperature control** thanks to the microprocessor: low energy consumption.
- **Models with radiant gas burner:** production increased by 25%, savings in time and energy.

05.

Maintenance

- **Easy access to all the components** on both sides of the machine.
- **Compact design:** fits in many different spaces, the optional ironer is also included in the unit.

06.

Versatility

- **Radiant gas model:** flexibility for increased production and better adaptation to high altitudes.

Wall flatwork ironer Ø 200



General characteristics

- Drying and ironing in one single operation.
- Front feed and delivery of linen.
- Stainless steel and grey skin plate panels.
- Working width 1,40 m / 1,60 m / 2 m.
- New M control easy-to-use.
- Nomex belts as standard.
- Ironing speed: 1,5-6 mts/min.
- Better collection of the linen.
- Easy installation.
- Electric heating.

Note: You are recommended to insert the linen at maximum moisture level of 45%

Ø 200 - Electrically-heated models

MODEL	CODE	ROLLER (MM) LONG.	TABLE HEIGHT	SPEED M/MIN	PRODUC. KG/H	EXHAUST PIPE	POTENCIA KW				VOLT. (**)	DIMENSIONS MM
							MOTOR	FAN	HEATING	TOTAL ELEC.		
PS-20/140 M E	19098340	1.400	990	1,5÷6	10÷12	1xØ83	0,25	0,09	10,5	10,84	V	1.878x444x1.110
PS-20/160 M E	19098344	1.600	990	1,5÷6	13÷15	1xØ83	0,25	0,09	12	12,34	V	2.128x444x1.110
PS-20/200 M E	19098347	2.000	990	1,5÷6	19÷21	1xØ83	0,25	0,09	15	15,34	V	2.478x444x1.110

(**): V : 400 V III +N - Optional, 230 V III.

Options

In-factory assembly on demand.

CODE	DESCRIPTION
To consult	Maritime wooden packing for PS-20/140
To consult	Maritime wooden packing for PS-20/160
To consult	Maritime wooden packing for PS-20/200
To consult	230V III 50-60Hz PS-20/140 E
To consult	440V III 50-60 without neutral

Wall flatwork ironers Ø 325

The range of wall FLATWORK IRONERS with roller 325 is perfect for small and medium laundries requiring optimum quality ironing with the lowest possible operation and maintenance costs.



General characteristics

- Drying and ironing in one single operation.
- Front feed and delivery of linen.
- Stainless steel and skin plate panels.
- Ø 325 mm models with electric and gas heating.
- Working width 1,40 m / 1,60 m / 2 m.
- New M control easy-to-use.
- Ironing speed: 1,5-10 mts/min.
- Reverse roll standard.

Options

- Smart system: moisture control.
- Nickel-plated cylinder.

Note: You are recommended to insert the linen with a maximum moisture level of 45%.

Ø 325 - Electrically-heated models

MODEL	CODE		ROLLER (MM)	FEEDING LENG.	SPEED M/MIN	PRODUC. KG/H	EXHAUST PIPE	POWER KW				VOLT. (**)	DIMENSIONS MM
	STANDARD	WITH OPTIONS						MOTOR	FAN	HEATING	TOTAL ELEC.		
PS-35/140 M E	19091166	18004517	1.400	990	1,5÷10	15÷18	1xØ98	0,25	0,12	12	12,37	V	1.952x686x1.112
PS-35/160 M E	19091167	18004518	1.600	990	1,5÷10	25÷30	1xØ98	0,25	0,12	16,2	16,57	V	2.202x686x1.112
PS-35/200 M E	19091168	18004519	2.000	990	1,5÷10	35÷40	2xØ98	0,25	2x0,12	21	21,49	V	2.552x686x1.112

(**): V : 400 V III +N - Optional, 230 V III.

Ø 325 - Gas models with atmospheric burner

MODEL	CODE		ROLLER (MM)	FEEDING LENG.	SPEED M/MIN	PRODUC. KG/H	EXHAUST PIPE	POWER KW				VOLT. (**)	DIMENSIONS MM
	STANDARD	WITH OPTIONS						MOTOR	FAN	HEATING	TOTAL ELEC.		
PS-35/140 M G	19091163	18004514	1.400	990	1,5÷10	15÷18	1xØ98	0,25	0,12	14	0,37	V	1.952x686x1.112
PS-35/160 M G	19091164	18004515	1.600	990	1,5÷10	25÷30	1xØ98	0,25	0,12	22,5	0,37	V	2.202x686x1.112
PS-35/200 M G	19091165	18004516	2.000	990	1,5÷10	35÷40	2xØ98	0,25	2x0,12	30	0,49	V	2.552x686x1.112

(**): V : 400 V III +N - Optional, 230 V III.

Nickel-plated cylinder options

CODE WITH OPTIONS	ABBREVIATION	DESCRIPTION
0153-0001	NI	Nickel-plated cylinder L = 140
0153-0002	NI	Nickel-plated cylinder L = 160
0153-0003	NI	Nickel-plated cylinder L = 200

Packing options

CODE WITH OPTIONS	ABBREVIATION	DESCRIPTION
0154-0001	WM	Wooden packing PS-35/140
0154-0002	WM	Wooden packing PS-35/160
0154-0003	WM	Wooden packing PS-35/200

Voltage options


CODE WITH OPTIONS	ABBREVIATION	DESCRIPTION
To consult	230V I+N 50Hz	230V I+N 50Hz
To consult	230V I+N 60Hz	230V I+N 60Hz
To consult	230V III 50-60 Hz	230V III 50-60 Hz PS-35 E
To consult	230V III 50 Hz	230V III 50 Hz PS-35 G
To consult	230V III 60 Hz	230V III 60 Hz PS-35 G
To consult	440V III 50-60	440V III 50-60 Hz PS-35 E

Humidity sensor option

CODE WITH OPTIONS	ABBREVIATION	DESCRIPTION
To consult	IMC	SMART Humidity sensor

Wall flatwork ironers Ø 325 PLUS

The range of wall FLATWORK IRONERS with roller 325 is perfect for small and medium laundries requiring optimum quality ironing with the lowest possible operation and maintenance costs.



General characteristics

- Drying and ironing in one single operation.
- Front feed and delivery of linen.
- Stainless steel and skin plate panels.
- Ø 325 mm models with electric and gas heating.
- Working width 2 m./ 2,60 m/ 3 m.
- Control: microprocesador M de fácil uso.
- Ironing speed: 1,5-12 mts/min.
- Reverse roll standard.

Options

- Smart system: moisture control.
- Nickel-plated cylinder.

Note: You are recommended to insert the linen with a maximum moisture level of 45%.

Ø 325 PLUS - Electrically-heated models

MODEL	CODE		ROLLER (MM) LENG.	FEEDING HEIGHT	SPEED M/MIN	PRODUC. KG/H	EXHAUST PIPE	POWER KW				VOLT. (**)	DIMENSIONS MM
	STANDARD	WITH OPTIONS						MOTOR	FAN	HEATING	TOTAL ELEC.		
PS-35/200 M PLUS E	19098721	18006934	2000	990	1,5÷12	40÷50	2xØ98	0,37	0,12 x 2	31,5	32,02	V	2.552x686x1112
PS-35/260 M PLUS E	19098722	18006935	2600	990	1,5÷12	50÷60	2xØ98	0,37	0,12 x 2	40,5	41,02	V	3.202x686x1.112
PS-35/330 M PLUS E	19098723	18006936	3300	990	1,5÷12	75÷85	2xØ98	0,37	0,12 x 2	54	54,52	V	3.852x686x1.112

(**): V : 400 V III +N - Optional, 230 V III.

Ø 325 PLUS - Gas models with radiant burner

TIME AND ENERGY SAVINGS.

In step with the reduction in work time, the machine's hourly gas **consumption** is **reduced by 25%** compared to the atmospheric burner model. In step with the reduction in gas consumption, the machine's hourly **production** is **increased by 25%** compared to the atmospheric burner model.

MODEL	CODE		ROLLER (MM) LENG.	FEEDING HEIGHT	SPEED M/MIN	PRODUC. KG/H	EXHAUST PIPE	POWER KW				VOLT. (**)	DIMENSIONS MM
	STANDARD	WITH OPTIONS						MOTOR	FAN	HEATING	TOTAL ELEC.		
PS-35/200 M PLUS G R	-	18006937	2000	990	1,5÷12	40÷50	2xØ98	0,37	0,12 x 2	40	0,52	V	2.552x686x1.112
PS-35/260 M PLUS G R	-	18006938	2600	990	1,5÷12	50÷60	2xØ98	0,37	0,12 x 2	55	0,52	V	3.202x686x1.112
PS-35/330 M PLUS G R	-	18006939	3300	990	1,5÷12	75÷85	2xØ98	0,37	0,12 x 2	69	0,52	V	3.852x686x1.112

(**): V : 400 V III +N - Optional, 230 V III.

Gas options

CODE WITH OPTIONS	ABBREVIATION	DESCRIPTION
To consult	0411-0000	LGP (Propane) gas option
To consult	0411-0001	NG (Natural Gas) option

Nickel-plated cylinder options

CODE WITH OPTIONS	ABBREVIATION	DESCRIPTION
0403-0003	NI	Nickel-plated cylinder L=200
0403-0002	NI	Nickel-plated cylinder L = 260
0403-0001	NI	Nickel-plated cylinder L = 330

Voltage options

CODE WITH OPTIONS	ABBREVIATION	DESCRIPTION
To consult	230V I N 50 Hz	230V I+N 50Hz
To consult	230V I N 60 Hz	230V I+N 60Hz
To consult	230V III 50-60 Hz	230V III 50-60 Hz PS-35 E
To consult	230V III 50 Hz	230V III 50 Hz PS-35 G
To consult	230V III 60 Hz	230V III 60 Hz PS-35 G
To consult	440V III 50-60 Hz	440V III 50-60 Hz PS-35 E

Humidity sensor option

CODE WITH OPTIONS	ABBREVIATION	DESCRIPTION
To consult	IMC	SMART Humidity sensor

Flatwork ironers Ø 500 / Ø 650

The 500 and 650 range of wall flatwork ironers with rollers has been designed to offer the complete flatwork finishing process in the smallest space. From drying/ironing to lengthwise folding with rear or front exit, as well as the possibility of adding the PL-Cross folder for cross folding with a stacker. This is a wall flatwork ironer capable of providing a high capacity (from 50 to 120 kg/hour, depending on the model) drying, ironing and folding line in a small space. Available in 3 heating types (electric, gas and steam) which enables it to adapt to different needs. Ideal for medium-sized laundries. Its new Touch Plus 2 control enables optimum management of the process, maintenance and connectivity.



Drying



Ironing



Longitudinal fold

01.

Touch Plus TP2 control

- Easy-to-use and totally programmable 7" touch screen.
- 38 languages available.
- 5 predefined programmes, option to create infinite number.
- Inversion of roller rotation.
- FagorKonnnect: connectivity.
- USB connection. Free PC software for programming, traceability, data analysis...



02.

Robust

- Roller with inverter: delicate operation to prevent wear of belts and mechanical elements.
- Panels in skin plate and stainless steel: long-lasting.
- Nomex feed and ironing belts: resistant to high temperatures.
- Option: Nickel-plated cylinder, anti-corrosion and longer-lasting.

03.

Efficiency

- Smart-System: automatic adjustment of ironing speed according to residual moisture, energy saver (option in Ø 500 mm).
- HPS system: automatic adjustment of ironing speed, reduced while feeding linen and increased for more production, up to 15 m/min (option in Ø 500 mm).
- Excellent heat conduction thanks to roller fabric and thickness: increased control of energy dissipation.
- Automatic stop at 80 °C: extends lifetime of ironing belts.
- Gas circuit in lower section, reducing energy consumption.
- Precise temperature control thanks to the microprocessor: low energy consumption.
- Models with radiant gas burner: production increased by 25%, savings in time and energy.

04.

FagorKonnnect

- **Remote technical service.** Monitoring of machines, error notification, management, traceability and statistics. Remote desktop and data recovery for technical service, after sales, software updates, etc.
- **Laundry management:** The IoT solution allows you to manage your laundry (create customer discount programmes, view statistics, traceability and monitor your business).

05.

Ergonomics

- **Acoustic comfort:** max 65 dB.
- Skin plate and stainless steel panels: easy to clean, more hygienic.
- Stainless steel trays.
- Height adjusted for feeding: 1.120 mm.
- Small size: compact design to save space.

06

Versatility

- Rear delivery (option only with the length folder).
- Length folder incorporated (optional).
- Option to add a cross folder and stacker.
- Radiant gas model: flexibility for increased production and better adaptation to high altitudes.

07

Maintenance

- Easy access to all the components on both sides of the machine.
- Compact design: fits in many different spaces, the optional ironer is also included in the unit.
- Ironing trays for easy maintenance.
- A single electric connection and smoke output.
- Remote communication: better and faster technical service.



Flatwork ironers Ø 500



General characteristics

- Front insertion and reception of linen.
- Variable-frequency drive to control ironing speed.
- 7 ironing speeds, adjustable by variable frequency drive, for selection between 1.5 and 15 m/ minute.
- Touch Plus (TP2) control processor with 7" touchscreen
- Safety protector for hands.
- Automatic stop on cooling (80 °C)
- Unit exterior constructed in sandwich panel and stainless steel.
- Powerful exhaust extraction system.
- Insertion and ironing belts in Nomex for easy operation, high quality ironing and great durability.
- Electrically-heated, gas and steam versions.

Options

- Smart system: moisture control.
- HPS: High production system.
- Chromed roll for better performance and durability.
- Folder + Rear exit.

Note: You are recommended to insert the linen with a maximum moisture level of 45%.

Ø 500 - Electrically-heated models

MODEL	CODE		ROLLER (MM) LONG.	FEEDING HEIGHT	PRODUC. KG/H	EXHAUST PIPE	POWER KW				VOLT. (**)	DIMENSIONS MM
	STANDARD	WITH OPTIONS					MOTOR	FAN	HEATING	TOTAL ELEC.		
PS-50/200 TP2 E	19071725	18003037	2.000	1.120	50÷70	1xØ	0,37	0,25	31,5	32,12	V	2.845x1.070x1.420
PS-50/260 TP2 E	19071726	18003039	2.600	1.120	60÷80	2xØ	0,37	2x0,25	40,5	41,37	V	3.445x1.070x1.420
PS-50/330 TP2 E	19071727	18003041	3.300	1.120	80÷120	2xØ	0,37	2x0,25	54	54,87	V	4.145x1.070x1.420

Ø 500 - Gas models with atmospheric burner

MODEL	CODE		ROLLER (MM) LONG.	FEEDING HEIGHT	PRODUC. KG/H	EXHAUST PIPE	POWER KW				VOLT. (**)	DIMENSIONES M
	STANDARD	WITH OPTIONS					MOTOR	FAN	HEATING	TOTAL ELEC.		
PS-50/200 TP2 G	19071704	18002981	2.000	1.120	50÷70	1xØ	0,37	0,25	40	0,62	V	2.845x1.070x1.420
PS-50/260 TP2 G	19071706	18002982	2.600	1.120	60÷80	2xØ	0,37	2x0,25	55	0,87	V	3.445x1.070x1.420
PS-50/330 TP2 G	19071708	18002983	3.300	1.120	80÷120	2xØ	0,37	2x0,25	69	0,87	V	4.145x1.070x1.420

Ø 500 - Gas models with radiant burner

TIME AND ENERGY SAVINGS.

In step with the reduction in work time, the machine's hourly gas **consumption** is **reduced by 25%** compared to the atmospheric burner model. In step with the reduction in gas consumption, the machine's hourly **production** is **increased by 25%** compared to the atmospheric burner model.

MODEL	CODE		ROLLER (MM) LONG.	FEEDING HEIGHT	PRODUC. KG/H	EXHAUST PIPE	POWER KW				VOLT. (**)	DIMENSIONS MM
	STANDARD	WITH OPTIONS					MOTOR	FAN	HEATING	TOTAL ELEC.		
PS-50/200 TP2 G R	-	18002972	2.000	1.120	60÷84	1xØ	0,37	0,25	50	0,62	V	2.845x1.070x1.420
PS-50/260 TP2 G R	-	18002973	2.600	1.120	72÷96	2xØ	0,37	2x0,25	64	0,87	V	3.445x1.070x1.420
PS-50/330 TP2 G R	-	18002974	3.300	1.120	96÷140	2xØ	0,37	2x0,25	81	0,87	V	4.145x1.070x1.420

(**): V : 400 V III +N - Optional, 230 V III.

Ø 500 - Steam models

MODEL	CODE		ROLLER (MM) LONG.	FEEDING HEIGHT	PRODUC. KG/H	EXHAUST PIPE	POWER KW				VOLT. (**)	DIMENSIONS MM
	STANDARD	WITH OPTIONS					MOTOR	FAN	HEATING	TOTAL ELEC.		
PS-50/200 TP2 S	19071705	18003038	2.000	1.120	50÷70	1xØ	0,37	0,25	50	0,62	V	2.845x1.070x1.420
PS-50/260 TP2 S	19071707	18003040	2.600	1.120	60÷80	2xØ	0,37	2x0,25	64	0,87	V	3445x1.070x1.420
PS-50/330 TP2 S	19071709	18003042	3.300	1.120	80÷120	2xØ	0,37	2x0,25	81	0,87	V	4145x1.070x1.420

(**): V : 400 V III +N - Optional, 230 V III.

Ø 500 - Options

Versions and options available to include in configurable codes "18".
 Factory assembly for machines ordered with their configurable code.

CODE	CODE WITH OPTIONS	ABBREVIATION	DESCRIPTION
-	48-0001	IMC	Smart System. Moisture control
-	48-0002	HPS	HPS, High production system

Gas options

CODE WITH OPTIONS	ABBREVIATION	DESCRIPTION
To consult	0411-0000	LGP (Propane) gas option
To consult	0411-0001	NG (Natural Gas) option

Nickel plated cylinder options

CODE WITH OPTIONS	ABBREVIATURA	DESCRIPTION
42-0001	NI	Nickel plated cylinder PS-50/200*
42-0002	NI	Nickel plated cylinder PS-50/260*
42-0003	NI	Nickel plated cylinder PS-50/330*

* Not possible in steam heated models.

Packing options

CODE WITH OPTIONS	ABBREVIATION	DESCRIPTION
43-0001	WM	Maritime wooden packing for PS-50/200
43-0002	WM	Maritime wooden packing for PS-50/260
43-0003	WM	Maritime wooden packing for PS-50/330

Voltage options

CODE WITH OPTIONS	ABBREVIATION	DESCRIPTION
To consult	230V 50/60 Hz	230V 50/60 Hz III PS ø 500-650 E
To consult	230V III 60 Hz	230V III 60 Hz ø 500-650 G
To consult	120V I 60 Hz	120V I 60 Hz ø 500-650 G
To consult	440V III 50/60 Hz	440V III 50/60 Hz ø 500-650 E

Length-folder options

CODE WITH ABREV. OPTIONS	DESCRIPTION
40-0001 LF	Lengthfolder for PS-50/200 (Front exit)
40-0002 LF	Lengthfolder for PS-50/260 (Front exit)
40-0003 LF	Lengthfolder for PS-50/330 (Front exit)
41-0001 RE	Rear exit for PS-50/200 (To add Lengthfolder option is a must)
41-0002 RE	Rear exit for PS-50/260 (To add Lengthfolder option is a must)
41-0003 RE	Rear exit for PS-50/330 (To add Lengthfolder option is a must)

Cross-folder and stacker options

CODE (+)	DESCRIPTION
19085416	Cross-Folder PL-CROSS ø 500-650 2000
19085417	Cross-Folder PL-CROSS ø 500-650 2600
19085418	Cross-Folder PL-CROSS ø 500-650 3300

(+) Need to be ordered options of rear exit and length folder for flatwork ironer



CROSS-FOLDER WITH STACKER

Anti-static band for flatwork ironers without folder

CODE (+)	DESCRIPTION
To consult	Anti-static band 50/200
To consult	Anti-static band 50/260
To consult	Anti-static band 50/330

Anti-static band and bar for flatwork ironers with folder

CÓDIGO (+)	DESCRIPTION
To consult	Anti-static band and bar 50/200
To consult	Anti-static band and bar 50/260
To consult	Anti-static band and bar 50/330

Flatwork ironers Ø 650



General characteristics

- Front insertion and reception of linen.
- Variable-frequency drive to control ironing speed.
- 7 ironing speeds, adjustable by variable-frequency drive, for selection between 1.5 and 15 m/ minute.
- Touch Plus (TP2) control processor with 7" touchscreen
- Safety protector for hands.
- Automatic stop on cooling (80 °C)
- Unit exterior constructed in sandwich panel and stainless steel.
- Powerful exhaust extraction system.
- Insertion and ironing belts in Nomex for easy operation, high quality ironing and great durability.
- Electrically-heated, gas and steam versions.
- Smart system: moisture control.
- HPS: High production system.

Options

- Chromed roll for better performance and durability.
- Folder + Rear exit.

Note: You are recommended to insert the linen with a maximum moisture level of 45%.

Ø 650 - electrically-heated models

MODEL (#)	CODE		ROLLER (MM) LONG.	FEED. HEIGHT	PRODUC. KG/H	EXHAUST PIPE	POWER KW				VOLT. (**)	DIMENSIONS MM
	STANDARD	WITH OPTIONS					MOTOR	FAN	HEATING	TOTAL ELEC.		
PS-65/200 TP2 E	19071728	18003044	2.000	1.120	65÷90	2xØ153	0,55	0,25x2	42	43,05	V	2.845x1.070x1.420
PS-65/260 TP2 E	19071729	18003046	2.600	1.120	80÷115	2xØ153	0,55	0,25x2	54	55,05	V	3.445x1.070x1.420
PS-65/330 TP2 E	19071730	18003054	3.300	1.120	104÷160	2xØ153	0,55	0,25x2	72	73,05	V	4.145x1.070x1.420

Ø 650 - gas models with radiant burner

TIME AND ENERGY SAVINGS.

As well as work time, the machine's hourly gas **consumption** is **reduced by 25%** compared to the atmospheric burner model. In step with the reduction in gas consumption, the machine's hourly **production** is **increased by 25%** compared to the atmospheric burner model.

MODEL (#)	CODE		ROLLER (MM) LONG.	FEED. HEIGHT	PRODUC. KG/H	EXHAUST PIPE	POWER KW				VOLT. (**)	DIMENSIONS MM
	STANDARD	WITH OPTIONS					MOTOR	FAN	HEATING	TOTAL ELEC.		
PS-65/200 TP2 G R	-	18002975	2.000	1.120	80÷112	2xØ153	0,55	0,25x2	52	1,05	V	2.845x1.070x1.420
PS-65/260 TP2 G R	-	18002976	2.600	1.120	100÷130	2xØ153	0,55	0,25x2	69	1,05	V	3.445x1.070x1.420
PS-65/330 TP2 G R	-	18002977	3.300	1.120	130÷195	2xØ153	0,55	0,25x2	78	1,05	V	4.145x1.070x1.420

(**): V : 400 V III +N - Optional, 230 V III.

Ø 650 - steam models

MODEL available September 2021	CODE		ROLLER (MM) LONG.	FEED. HEIGHT	PRODUC. KG/H	EXHAUST PIPE	POWER KW				VOLT. (**)	DIMENSIONS MM
	STANDARD	WITH OPTIONS					MOTOR	FAN	HEATING	TOTAL ELEC.		
PS-65/200 TP2 S	19071714	18003045	2.000	1.120	65÷90	1xØ153	0,55	0,25x2	60	1,05	V	2.845x1.070x1.420
PS-65/260 TP2 S	19071716	18003047	2.600	1.120	80÷104	2xØ153	0,55	0,25x2	76	1,05	V	3.445x1.070x1.420
PS-65/330 TP2 S	19071718	18003048	3.300	1.120	104÷160	2xØ153	0,55	0,25x2	97	1,05	V	4.145x1.070x1.420

(**): V : 400 V III +N - Optional, 230 V III.

Ø 650 - Options

Versions and options available to include in configurable codes "18".
Factory assembly for machines ordered with their configurable code.

Gas options

CODE WITH OPTIONS	ABBREVIATION	DESCRIPTION
To consult	0411-0000	LGP (Propane) gas option
To consult	0411-0001	NG (Natural Gas) option

Nickel plated cylinder

CODE WITH OPTIONS	ABBREVIATION	DESCRIPTION
42-0004	NI	Nickel plated cylinder PS-65/200*
42-0005	NI	Nickel plated cylinder PS-65/260*
42-0006	NI	Nickel plated cylinder PS-65/330*

* Not possible in steam heated models.

Packing options

CODE WITH OPTIONS	ABBREVIATION	DESCRIPTION
43-0004	WM	Maritime wooden packing PS-65/200
43-0005	WM	Maritime wooden packing PS-65/260
43-0006	WM	Maritime wooden packing PS-65/330

Voltage options

CODE WITH OPTIONS	ABBREVIATION	DESCRIPTION
To consult	230V 50/60 Hz	230V 50/60 Hz III PS ø 500-650 E
To consult	230V III 60 Hz	230V III 60 Hz ø 500-650 G
To consult	120V I 60 Hz	120V I 60 Hz ø 500-650 G
To consult	440V III 50/60 Hz	440V III 50/60 Hz ø 500-650 E

Length-folder options

CODE WITH OPTIONS	ABREV.	DESCRIPTION
40-0004	LF	Lengthfolder for PS-65/200 (Front exit)
40-0005	LF	Lengthfolder for PS-65/260 (Front exit)
40-0006	LF	Lengthfolder for PS-65/330 (Front exit)
41-0004	RE	Rear exit for PS-65/200 (To add Lengthfolder option is a must)
41-0005	RE	Rear exit for PS-65/260 (To add Lengthfolder option is a must)
41-0006	RE	Rear exit for PS-65/330 (To add Lengthfolder option is a must)

Cross-folder and stacker options

CODE (+)	DESCRIPTION
19085416	Cross-Folder PL-CROSS ø 500-650 2000
19085417	Cross-Folder PL-CROSS ø 500-650 2600
19085418	Cross-Folder PL-CROSS ø 500-650 3300

(*) Need to be ordered options of rear exit and lenght folder for flatwork ironer.



CROSS-FOLDER WITH STACKER

Anti-static band for flatwork ironers without folder

CODE (+)	DESCRIPTION
To consult	Anti-static band 65/200
To consult	Anti-static band 65/260
To consult	Anti-static band 65/330

Anti-static band and bar for flatwork ironers with folder

CÓDIGO (+)	DESCRIPTION
To consult	Anti-static band and bar 65/200
To consult	Anti-static band and bar 65/260
To consult	Anti-static band and bar 65/330

FAGOR



Compact Flatwork ironers

PHOENIX	
with folder and stacker	134
— Ø 600	135
— Ø 800	136
— Ø 1000	137
— Accesories	138
POSEIDON with folder	140
— Ø 600	141
— Ø 800	141
— Ø 1000	141
POLARIS	142
— Ø 600	143
— Ø 800	143
— Ø 1000	143
— Accesories	144

Special models or any other variant on the standard model are to be assembled in factory, and carry a supplement over the price indicated for the standard model.

Please consult Fagor Professional for any other variant or option not reflected on this list.

Compact flatwork ironers

Particularly compact design with high performance occupying minimal space.



The 600, 800 and 1000 mm roller compact FLATWORK IRONER range has been recently renovated and redesigned to provide maximum performance. These machines with their compact design allow a significant saving of space in laundries which need to process a large quantity of flat linen. They can iron up to 290 kg/hour in less than 27 square metres.

With the new incorporation of the 1000 diameter ironing roller, a very significant increase in capacity has been achieved in this range of machines which is now able to provide solutions for laundries at hospitals, hotels, etc. which need to process up to 9 tonnes per day, and all this with minimal space and labour requirements.

Another of the most notable novelties is the new 3,300 roller, thanks to which pieces of linen with dimensions of up to 3,300 x 3,300 mm can now be ironed and folded.

A new touch control screen has also been developed. This new controls allows easy, completely intuitive handling of the machine and with the great flexibility of being able to adjust any of the folding and ironing parameters.

One of the great advantages of this type of machine is that they are wall FLATWORK IRONERS, meaning that the linen is inserted and collected at the front (side stacker in the PHOENIX model). This saves a great deal of space, although there is also the option of using them as pass-through machines is the customer so wishes.

This range is composed of three basic models with their different options in terms of capacity (diameter 600, 800 and 1000 mm and length 2,600 and 3,300 mm) and heating type (electric, gas and steam).



Phoenix



Drying



Ironing



Lengthwise fold



Sideways fold



Stacking

This is the most complete model. In a single model and one or two lanes, the linen can be dried, ironed and folded lengthways and sideways, and stacked in a linen stacker to the side.

- Drying and ironing.
- 2 lengthways folds.
- 3 sideways folds.
- Linen stacking.



Poseidon



Drying



Ironing



Lengthwise fold

This FLATWORK IRONER model dries and irons the linen as well as making up to two lengthways folds on 1 or 2 lanes.

- Drying and ironing.
- 2 lengthways folds.



Polaris



Drying



Ironing

This is the simplest machine of the family. It dries and irons the linen, without any folding.

- Drying and Ironing.

Compact flatwork ironers

RANGE	TYPE OF FOLDING	ROLLER DIAMETER (MM)	HEATING	LENGTH OF ROLLER (MM)	
				2600	3300
PHOENIX	2 Longitudinal 3 Transversal Stacker	600	Electric, gas, steam	PHOENIX 60/260	PHOENIX 60/330
		800	Electric, gas, steam	PHOENIX 80/260	PHOENIX 80/330
		1000	Electric, gas, steam	PHOENIX 100/260	PHOENIX 100/330
POSEIDON	2 Longitudinal	600	Electric, gas, steam	POSEIDON 60/260	POSEIDON 60/330
		800	Electric, gas, steam	POSEIDON 80/260	POSEIDON 80/330
		1000	Electric, gas, steam	POSEIDON 100/260	POSEIDON 100/330
POLARIS	Without folder	600	Electric, gas, steam	POLARIS 60/260	POLARIS 60/330
		800	Electric, gas, steam	POLARIS 80/260	POLARIS 80/330
		1000	Electric, gas, steam	POLARIS 100/260	POLARIS 100/330

Phoenix compact flatwork ironers

All operations in minimum space and with only one machine.



PHOENIX ironers are the only compact machines which can insert, dry, iron, fold and stack the linen in a single operation. It is a real revolution in those laundries which do not have a large space but need to process large quantities of flat linen. These machines need no more than 27 square metres to be able to operate at full capacity, thanks to their compact design, and since they can be run exclusively from the front of the machine.

An optional automatic clamp feeder is available for these machines, which allows the machine to be run by a single operator. The linen is folded and collected in the side stacker incorporated. A serviette folder can be attached at the back for smaller pieces, streamlining operation and increasing the productive capacity.

General characteristics

- Unit exterior in lacquered steel.
- One or two working lanes: one lane for bedsheets, or two lanes for tablecloths and smaller pieces.
- Lengthwise folding (1 or 2 folds) and sideways folding (up to 3 folds).
- Folding system by photocells and compressed air.
- Two types of side linen stacker, with the possibility of programming the number of pieces stacked. The stacker can be positioned on either side of the machine.
- Variable-frequency drive.
- Insertion and ironing belts in Nomex.

- Touch-screen control: programs can be created with speed control (between 3 and 18 m/min), temperature and folding parameters
- High output capacity, depending on the residual moisture of the linen, up to 290 kg/h directly from the high spin washer extractor.
- Powerful vapour extraction system.

Options

- Automatic 1 lane clamp feeder with vacuum feeding belts.
- Small pieces back collector with 2 or 4 lanes.
- Vacuum table to aid linen insertion.

- Partial bypass, so different programs can be used in each of the two working lanes.
- Linen reject system.
- Double air pressure in lengthwise folds for thicker linen.

IMPORTANT NOTE

- These FLATWORK IRONERS are configured for connection to a linen stacker.
- The stacker must be ordered separately with its corresponding code.
- The price of the FLATWORK IRONER DOES NOT INCLUDE the price of the stacker.

Phoenix compact flatwork ironers ø 600

Important note:

The compact PHOENIX FLATWORK IRONER is ready to operate connected to a stacker (standard or compact model).
 The stacker must be ordered separately with its corresponding code. The FLATWORK IRONER code DOES NOT INCLUDE the stacker.
 The price of the FLATWORK IRONER DOES NOT INCLUDE the stacker.

Ø 600 - Electrically-Heated Models

MODEL	CODE	ROLLER (MM)		HEIGHT OF INSERT. TABLE	PRODUC. (*) KG/H	HEATING POWER KW	TOTAL ELEC. POWER KW	DIMENSIONS (**) L X P X A (MM)
		Ø	LENGTH					
SPE600-2600E 1 lane	19044389	600	2.600	1.050	75 - 105	60	63,1	3.718x2.209x1.810
SPE600-2600E 1-2 lanes	19044392	600	2.600	1.050	75 - 105	60	63,1	3.718x2.209x1.810
SPE600-3300E 1 lane	19044395	600	3.300	1.050	110 - 140	60	63,1	4.418x2.209x1.810
SPE600-3300E 1-2 lanes	19044398	600	3.300	1.050	110 - 140	60	63,1	4.418x2.209x1.810

Ø 600 - Gas Heated Models

MODEL	CODE	ROLLER (MM)		HEIGHT OF INSERT. TABLE	PRODUC. (*) KG/H	HEATING POWER KW	TOTAL ELEC. POWER KW	DIMENSIONS (**) L X P X A (MM)
		Ø	LENGTH					
SPE600-2600G 1 lane	19044390	600	2.600	1.050	75 - 105	65	3,1	3.718x2.209x1.810
SPE600-2600G 1-2 lanes	19044393	600	2.600	1.050	75 - 105	65	3,1	3.718x2.209x1.810
SPE600-3300G 1 lane	19044396	600	3.300	1.050	110 - 140	82	3,1	4.418x2.209x1.810
SPE600-3300G 1-2 lanes	19044399	600	3.300	1.050	110 - 140	82	3,1	4.418x2.209x1.810

Ø 600 - Steam Heated Models

MODEL	CODE	ROLLER (MM)		HEIGHT OF INSERT. TABLE	PRODUC. (*) KG/H	HEATING POWER KW	TOTAL ELEC. POWER KW	DIMENSIONS (**) L X P X A (MM)
		Ø	LENGTH					
SPE600-2600S 1 lane	19044391	600	2.600	1.050	75 - 105	55	3,1	3.718x2.209x1.810
SPE600-2600S 1-2 lanes	19044394	600	2.600	1.050	75 - 105	55	3,1	3.718x2.209x1.810
SPE600-3300S 1 lane	19044397	600	3.300	1.050	110 - 140	75	3,1	4.418x2.209x1.810
SPE600-3300S 1-2 lanes	19044400	600	3.300	1.050	110 - 140	75	3,1	4.418x2.209x1.810

(*) Estimated productions for 140 g/m² cotton textiles with a moisture level of 50%
 (**) Length of the machine without the stacker.

Stacker

CODE	DESCRIPTION	STACKING CAPACITY		POWER (KW)	DIMENSIONS (MM)
19041216	Stacker	10 ÷ 15 tablecloths	10 sheets	0,36	1.365x2.476x1.200
19041214	Compact (roll-off) stacker	5 tablecloths	10 sheets	0,36	685x 2.385x660

Phoenix compact flatwork ironers \varnothing 800

Important note:

The compact PHOENIX FLATWORK IRONER is ready to operate connected to a stacker (standard or compact model).

The stacker must be ordered separately with its corresponding code. The FLATWORK IRONER code DOES NOT INCLUDE the stacker.

The price of the FLATWORK IRONER DOES NOT INCLUDE the stacker.

\varnothing 800 - Electrically-Heated Models

MODEL	CODE	ROLLER (MM)		HEIGHT OF INSERT. TABLE	PRODUC. (+) KG/H	HEATING POWER KW	TOTAL ELEC. POWER KW	DIMENSIONS (**) L X P X A (MM)
		\varnothing	LENGTH					
SPE800-2600E 1 lane	19044401	800	2.600	970	140 - 175	75,00	78,50	3.718x2.209x2.080
SPE800-2600E 1-2 lanes	19044405	800	2.600	970	140 - 175	75,00	78,50	3.718x2.209x2.080
SPE800-3300E 1 lane	19044409	800	3.300	970	180 - 220	75,00	78,50	4.418x2.209x2.080
SPE800-3300E 1-2 lanes	19044413	800	3.300	970	180 - 220	75,00	78,50	4.418x2.209x2.080

\varnothing 800 - Gas Heated Models

MODEL	CODE	ROLLER (MM)		HEIGHT OF INSERT. TABLE	PRODUC. (+) KG/H	HEATING POWER KW	TOTAL ELEC. POWER KW	DIMENSIONS (**) L X P X A (MM)
		\varnothing	LENGTH					
SPE800-2600G 1 lane	19044402	800	2.600	970	140 - 175	89,00	3,50	3.718x2.209x2.080
SPE800-2600G 1-2 lanes	19044410	800	2.600	970	140 - 175	89,00	3,50	3.718x2.209x2.080
SPE800-3300G 1 lane	19044406	800	3.300	970	180 - 220	127,00	3,50	4.418x2.209x2.080
SPE800-3300G 1-2 lanes	19044414	800	3.300	970	180 - 220	127,00	3,50	4.418x2.209x2.080

\varnothing 800 - Gas Heated Models With Radiant Burner

MODEL	CODE	ROLLER (MM)		HEIGHT OF INSERT. TABLE	PRODUC. (+) KG/H	HEATING POWER KW	TOTAL ELEC. POWER KW	DIMENSIONS (**) L X P X A (MM)
		\varnothing	LENGTH					
SPE800-2600GR 1 lane	19044403	800	2.600	970	165 - 200	89,00	3,50	3.718x2.209x2.080
SPE800-2600GR 1-2 lanes	19044407	800	2.600	970	165 - 200	89,00	3,50	3.718x2.209x2.080
SPE800-3300GR 1 lane	19044411	800	3.300	970	210 - 260	127,00	3,50	4.418x2.209x2.080
SPE800-3300GR 1-2 lanes	19044415	800	3.300	970	210 - 260	127,00	3,50	4.418x2.209x2.080

\varnothing 800 - Steam Heated Models

MODEL	CODE	ROLLER (MM)		HEIGHT OF INSERT. TABLE	PRODUC. (+) KG/H	HEATING POWER KW	TOTAL ELEC. POWER KW	DIMENSIONS (**) L X P X A (MM)
		\varnothing	LENGTH					
SPE800-2600S 1 lane	19044404	800	2.600	970	140 - 175	85,00	3,50	3.718x2.209x2.080
SPE800-2600S 1-2 lanes	19044408	800	2.600	970	140 - 175	85,00	3,50	3.718x2.209x2.080
SPE800-3300S 1 lane	19044412	800	3.300	970	180 - 220	110,00	3,50	4.418x2.209x2.080
SPE800-3300S 1-2 lanes	19044416	800	3.300	970	180 - 220	110,00	3,50	4.418x2.209x2.080

(+) Estimated productions for 140 g/m² cotton textiles with a moisture level of 50%

(**) Length of the machine without the stacker.

Stackers

CODE	DESCRIPTION	STACKING CAPACITY		POWER (KW)	DIMENSIONS (MM)
19041216	Stacker	10 ÷ 15 tablecloths	10 sheets	0,36	1.365x2.476x1.200
19041214	Compact (roll-off) stacker	5 tablecloths	10 sheets	0,36	685x 2.385x660

Phoenix compact flatwork ironers ø 1000

Important note:

The compact PHOENIX FLATWORK IRONER is ready to operate connected to a stacker (standard or compact model).
 The stacker must be ordered separately with its corresponding code. The FLATWORK IRONER code DOES NOT INCLUDE the stacker.
 The price of the FLATWORK IRONER DOES NOT INCLUDE the stacker.

Ø 1000 - Electrically-Heated Models

MODEL	CODE	ROLLER (MM)		HEIGHT OF INSERT. TABLE	PRODUC. (+) KG/H	HEATING POWER KW	TOTAL ELEC. POWER KW	DIMENSIONS (**) L X P X A (MM)
		Ø	LENGTH					
SPE1000-2600E 1 lane	19044417	1.000	2.600	1.050	190 - 230	90,00	93,90	3.718x2.289x2.279
SPE1000-2600E 2 lanes	19044420	1.000	2.600	1.050	190 - 230	90,00	93,90	3.718x2.289x2.279
SPE1000-3300E 1 lane	19044423	1.000	3.300	1.050	250 - 290	90,00	93,90	4.418x2.289x2.279
SPE1000-3300E 2 lanes	19044426	1.000	3.300	1.050	250 - 290	90,00	93,90	4.418x2.289x2.279

Ø 1000 - Gas Heated Models With Radiant Burner

TIME AND ENERGY SAVINGS.

In step with the reduction in work time, the machine's hourly gas **consumption** is **reduced by 25%** compared to the atmospheric burner model.
 In step with the reduction in gas consumption, the machine's hourly **production** is **increased by 25%** compared to the atmospheric burner model.

MODEL	CODE	ROLLER (MM)		HEIGHT OF INSERT. TABLE	PRODUC. (+) KG/H	HEATING POWER KW	TOTAL ELEC. POWER KW	DIMENSIONS (**) L X P X A (MM)
		Ø	LENGTH					
SPE1000-2600GR 1 lane	19044418	1.000	2.600	1.050	230 - 275	120,00	3,90	3.718x2.289x2.279
SPE1000-2600GR 2 lanes	19044421	1.000	2.600	1.050	230 - 275	120,00	3,90	3.718x2.289x2.279
SPE1000-3300GR 1 lane	19044424	1.000	3.300	1.050	300 - 350	150,00	3,90	4.418x2.289x2.279
SPE1000-3300GR 2 lanes	19044427	1.000	3.300	1.050	300 - 350	150,00	3,90	4.418x2.289x2.279

Ø 1000 - Steam Heated Models

MODEL	CODE	ROLLER (MM)		HEIGHT OF INSERT. TABLE	PRODUC. (+) KG/H	HEATING POWER KW	TOTAL ELEC. POWER KW	DIMENSIONS (**) L X P X A (MM)
		Ø	LENGTH					
SPE1000-2600S 1 lane	19044419	1.000	2.600	1.050	190 - 230	120,00	3,90	3.718x2.289x2.279
SPE1000-2600S 2 lanes	19044422	1.000	2.600	1.050	190 - 230	120,00	3,90	3.718x2.289x2.279
SPE1000-3300S 1 lane	19044425	1.000	3.300	1.050	250 - 290	150,00	3,90	4.418x2.289x2.279
SPE1000-3300S 2 lanes	19044428	1.000	3.300	1.050	250 - 290	150,00	3,90	4.418x2.289x2.279

(*) Estimated productions for 140 g/m² cotton textiles with a moisture level of 50%
 (**) Length of the machine without the stacker.

Stackers

CODE	DESCRIPTION	STACKING CAPACITY		POWER (KW)	DIMENSIONS (MM)
19041216	Stacker	10 ÷ 15 tablecloths	10 sheets	0,36	1.365x2.476x1.200
19041214	Compact (roll-off) stacker	5 tablecloths	10 sheets	0,36	685x 2.385x660

Stackers for phoenix models

All options ordered are assembled in factory.



STACKER



COMPACT STACKER
Roll-Off



CODE	DESCRIPTION	STACKING CAPACITY		POWER (KW)	DIMENSIONS (MM)
19041216	Stacker	10 ÷ 15 tablecloths	10 sheets	0,36	1.365x2.476x1.200
19041214	Compact (roll-off) stacker	5 tablecloths	10 sheets	0,36	685x 2.385x660

Accessories and options for phoenix models

All options ordered are assembled in factory.

CÓDIGO	DESCRIPTION
19041218	Vacuum table to help the linen feeding
19041213	Automatic 1 lane clamp feeder with vacuum feeding belts
19041215	By pass for rear exit or to adapt Lynx
19043812	Rear table + bypass
19041190	Small pieces back collector: 2 lanes + bypass included
19041189	Small pieces back collector: 4 lanes + bypass included
19041202	Double air pressure in length folds for thicker linen
19041217	Linen reject system (dirty or torn)
19041219	Different voltage from 400V III +N 50Hz
19041253	Maintenance Kit for Ironers
19068774	Maritime packing PHOENIX
19035809	Maritime packing for side stacker
19068723	Maritime packing for ROLL OFF
To consult	Maritime packing for back collector: 2 lanes
To consult	Maritime packing for back collector: 4 lanes
To consult	Remote Service

Installation and start up

CODE	DESCRIPTION
-	Transport supplement for "in situ" adjustment and tuning of the machine

NOTE: The customer shall pay the transport costs (tickets, mileage, etc.), as well as the accommodation of the operators. Fagor Professional does not assume responsibility for the product nor for its functioning if these machines have not been installed by authorised technicians.

Examples of assembly of phoenix ironers with accessories



"PHOENIX" IRONER DRYER with STACKER to the left and back output.



"PHOENIX" IRONER DRYER With COMPACT STACKER to the right and back output.



"PHOENIX" IRONER DRYER with COMPACT STACKER to the left and front output.



"PHOENIX" IRONER DRYER with COMPACT STACKER, TWO-LANE SERVIETTE COLLECTOR and "SMARTY" SERVIETTE FOLDER.

Poseidon compact flatwork ironers

Compact, high-production machines.



These FLATWORK IRONERS are the least complex and least costly models from the whole FAGOR family of high-production FLATWORK IRONERS. They are compact wall machines, which offer a high output of up to 290 kg/hour.

The POSEIDON models come with a precise lengthwise folder. This folder can make up to two lengthwise folds in two completely independent working lanes if desired. The folds are made by means of a system of photocells and compressed air, ensuring a perfect fold. The POLARIS models on the other hand are dryer-ironers only, with the option of working as pass-through machines, without any type of folding.

General characteristics

- Unit exterior in lacquered steel.
- One or two working lanes: one lane for bedsheets, or two lanes for tablecloths and smaller pieces.
- Lengthwise folding with 1 or 2 folds in two independent lanes (POSEIDON).
- Folding by photocells and compressed air.
- Variable-frequency drive.
- Insertion and ironing belts in Nomex.

- Touch-screen control: programs can be created with speed control (between 3 and 18 m/min), temperature and folding parameters (POSEIDON).
- High output capacity, depending on the residual moisture of the linen, up to 290 kg/h directly from a high spin washer extractor.
- Powerful vapour extraction system.

Options

- Automatic one-lane clamp feeder with vacuum feeding belts.
- Small pieces back collector with 2 or 4 lanes.
- Vacuum table to aid linen insertion.
- Linen reject system.
- Double air pressure in lengthwise folds for thicker linen.
- Back output of linen with collecting table.

Compact poseidon flatwork ironers with lengthwise folder



Drying



Ironing



Lengthwise
fold

Roller ø 600

MODEL (#)	CODE	HEATING	ROLLER LENG. (MM)	HEIGHT OF INSERT. TABLE	SPEED M MIN.	PRODUC. (+) KG/H	HEATING POWER KW	TOTAL ELEC. POWER KW	DIMENSIONS L X P X A (MM)
SP600-2600E 1-2 lanes	19044369	Elec.	2.600	1.050	3 ÷ 10	75 - 105	E 60,00	61,90	3.674x1.445x1.810
SP600-3300E 1-2 lanes	19044372	Elec.	3.300	1.050	3 ÷ 10	110 - 140	E 60,00	61,90	4.374x1.445x1.810
SP600-2600G 1-2 lanes	19044370	Gas	2.600	1.050	3 ÷ 10	75 - 105	G 65,00	1,90	3.674x1.445x1.810
SP600-3300G 1-2 lanes	19044373	Gas	3.300	1.050	3 ÷ 10	110 - 140	G 82,00	1,90	4.374x1.445x1.810
SP600-2600S 1-2 lanes	19044371	Steam	2.600	1.050	3 ÷ 10	75 - 105	S 55,00	1,90	3.674x1.445x1.810
SP600-3300S 1-2 lanes	19044374	Steam	3.300	1.050	3 ÷ 10	110 - 140	S 75,00	1,90	4.374x1.445x1.810

Roller ø 800

MODEL (#)	CODE	HEATING	ROLLER LENG. (MM)	HEIGHT OF INSERT. TABLE	SPEED M MIN.	PRODUC. (+) KG/H	HEATING POWER KW	TOTAL ELEC. POWER KW	DIMENSIONS L X P X A (MM)
SP800-2600E 1-2 lanes	19044375	Elec.	2.600	970	3 ÷ 13	140 - 175	E 75,00	77,20	3.786x1.770x1.980
SP800-3300E 1-2 lanes	19044379	Elec.	3.300	970	3 ÷ 13	180 - 220	E 75,00	77,20	4.486x1.770x1.980
SP800-2600G 1-2 lanes	19044376	Gas - Atmosf.	2.600	970	3 ÷ 13	140 - 175	G 89,00	2,20	3.786x1.770x1.980
SP800-3300G 1-2 lanes	19044380	Gas - Atmosf.	3.300	970	3 ÷ 13	180 - 220	G 127,00	2,20	4.486x1.770x1.980
SP800-2600GR 1-2 lanes	19044377	Gas - Radiant	2.600	970	3 ÷ 13	165 - 210	G 89,00	2,20	3.786x1.770x1.980
SP800-3300GR 1-2 lanes	19044381	Gas - Radiant	3.300	970	3 ÷ 13	215 - 260	G 127,00	2,20	4.486x1.770x1.980
SP800-2600S 1-2 lanes	19044378	Steam	2.600	970	3 ÷ 13	140 - 175	S 85,00	2,20	3.786x1.770x1.980
SP800-3300S 1-2 lanes	19044382	Steam	3.300	970	3 ÷ 13	180 - 220	S 110,00	2,20	4.486x1.770x1.980

Roller ø 1000

MODEL (#)	CODE	HEATING	ROLLER LENG. (MM)	HEIGHT OF INSERT. TABLE	SPEED M MIN.	PRODUC. (+) KG/H	HEATING POWER KW	TOTAL ELEC. POWER KW	DIMENSIONS L X P X A (MM)
SP1000-2600E 1-2 lanes	19044383	Elec.	2.600	1.050	4 ÷ 18	190 - 230	E 90,00	92,60	3.786x1.985x2.180
SP1000-3300E 1-2 lanes	19044386	Elec.	3.300	1.050	4 ÷ 18	250 - 290	E 90,00	92,60	4.486x1.985x2.180
SP1000-2600GR 1-2 lanes	19044384	Gas - Radiant	2.600	1.050	4 ÷ 18	220 - 270	G 120,00	2,60	3.786x1.985x2.180
SP1000-3300GR 1-2 lanes	19044387	Gas - Radiant	3.300	1.050	4 ÷ 18	300 - 350	G 156,00	2,60	4.486x1.985x2.180
SP1000-2600S 1-2 lanes	19044385	Steam	2.600	1.050	4 ÷ 18	190 - 230	S 120,00	2,60	3.786x1.985x2.180
SP1000-3300S 1-2 lanes	19044388	Steam	3.300	1.050	4 ÷ 18	250 - 290	S 150,00	2,60	4.486x1.985x2.180

(#) "G R" GAS MODELS WITH RADIANT BURNER: Time and energy savings. Gas consumption reduced by 25%. Hourly production increased by 25%.

(+) Estimated productions for 140 g/m² cotton textiles with a moisture level of 50%.

Polaris compact flatwork ironers

Compact, high-production machines.



These FLATWORK IRONERS are the least complex and least costly models from the whole FAGOR family of high-production FLATWORK IRONERS. They are compact wall machines, which offer a high output of up to 290 kg/hour.

The POSEIDON models come with a precise lengthwise folder. This folder can make up to two lengthwise folds in two completely independent working lanes if desired. The folds are made by means of a system of photocells and compressed air, ensuring a perfect fold. The POLARIS models on the other hand are dryer-ironers only, with the option of working as pass-through machines, without any type of folding.

General characteristics

- Unit exterior in lacquered steel.
- One or two working lanes: one lane for bedsheets, or two lanes for tablecloths and smaller pieces.
- Lengthwise folding with 1 or 2 folds in two independent lanes (POSEIDON).
- Folding by photocells and compressed air.
- Variable-frequency drive.
- Insertion and ironing belts in Nomex.

- Touch-screen control: programs can be created with speed control (between 3 and 18 m/min), temperature and folding parameters (POSEIDON).
- High output capacity, depending on the residual moisture of the linen, up to 290 kg/h directly from a high spin washer extractor.
- Powerful vapour extraction system.

Options

- Automatic one-lane clamp feeder with vacuum feeding belts.
- Small pieces back collector with 2 or 4 lanes.
- Vacuum table to aid linen insertion.
- Linen reject system.
- Double air pressure in lengthwise folds for thicker linen.
- Back output of linen with collecting table.

Polaris compact flatwork ironers



Drying



Ironing

Roller ø 600

MODEL (#)	CODE	HEATING	ROLLER LENG. (MM)	HEIGHT OF INSERT. TABLE	SPEED M MIN.	PRODUC. (*) KG/H	HEATING POWER KW	TOTAL ELEC. POWER KW	DIMENSIONS L X P X A (MM)
S600-2600E	19044349	Elec.	2.600	1.050	3 ÷ 10	75 - 105	E 60,00	61,90	3.674x1.445x1.810
S600-3300E	19044352	Elec.	3.300	1.050	3 ÷ 10	110 - 140	E 60,00	61,90	4.374x1.445x1.810
S600-2600G	19044350	Gas	2.600	1.050	3 ÷ 10	75 - 105	G 65,00	1,90	3.674x1.445x1.810
S600-3300G	19044353	Gas	3.300	1.050	3 ÷ 10	110 - 140	G 82,00	1,90	4.374x1.445x1.810
S600-2600S	19044351	Steam	2.600	1.050	3 ÷ 10	75 - 105	S 55,00	1,90	3.674x1.445x1.810
S600-3300S	19044354	Steam	3.300	1.050	3 ÷ 10	110 - 140	S 75,00	1,90	4.374x1.445x1.810

Roller ø 800

MODEL (#)	CODE	HEATING	ROLLER LENG. (MM)	HEIGHT OF INSERT. TABLE	SPEED M MIN.	PRODUC. (*) KG/H	HEATING POWER KW	TOTAL ELEC. POWER KW	DIMENSIONS L X P X A (MM)
S800-2600E	19044355	Elec.	2.600	970	3 ÷ 13	140 - 175	E 75,00	77,20	3.786x1.770x1.980
S800-3300E	19044359	Elec.	3.300	970	3 ÷ 13	180 - 220	E 75,00	77,20	4.486x1.770x1.980
S800-2600G	19044356	Gas - Atmosf.	2.600	970	3 ÷ 13	140 - 175	G 89,00	2,20	3.786x1.770x1.980
S800-3300G	19044360	Gas - Atmosf.	3.300	970	3 ÷ 13	180 - 220	G 127,00	2,20	4.486x1.770x1.980
S800-2600GR	19044357	Gas - Radiant	2.600	970	3 ÷ 13	165 - 210	G 89,00	2,20	3.786x1.770x1.980
S800-3300GR	19044361	Gas - Radiant	3.300	970	3 ÷ 13	215 - 260	G 127,00	2,20	4.486x1.770x1.980
S800-2600S	19044358	Steam	2.600	970	3 ÷ 13	140 - 175	S 85,00	2,20	3.786x1.770x1.980
S800-3300S	19044362	Steam	3.300	970	3 ÷ 13	180 - 220	S 110,00	2,20	4.486x1.770x1.980

Roller ø 1000

MODEL (#)	CODE	HEATING	ROLLER LENG. (MM)	HEIGHT OF INSERT. TABLE	SPEED M MIN.	PRODUC. (*) KG/H	HEATING POWER KW	TOTAL ELEC. POWER KW	DIMENSIONS L X P X A (MM)
S1000-2600E	19044363	Elec.	2.600	1.050	4 ÷ 18	190 - 230	E 90,00	92,60	3.786x1.985x2.180
S1000-3300E	19044366	Elec.	3.300	1.050	4 ÷ 18	250 - 290	E 90,00	92,60	4.486x1.985x2.180
S1000-2600GR	19044364	Gas - Radiant	2.600	1.050	4 ÷ 18	220 - 270	G 117,00	2,60	3.786x1.985x2.180
S1000-3300GR	19044367	Gas - Radiant	3.300	1.050	4 ÷ 18	300 - 350	G 156,00	2,60	4.486x1.985x2.180
S1000-2600S	19044365	Steam	2.600	1.050	4 ÷ 18	190 - 230	S 120,00	2,60	3.786x1.985x2.180
S1000-3300S	19044368	Steam	3.300	1.050	4 ÷ 18	250 - 290	S 150,00	2,60	4.486x1.985x2.180

(#) : "G R" GAS MODELS WITH RADIANT BURNER: Time and energy savings. Gas consumption reduced by 25%. Hourly production increased by 25%.
 (*) : Estimated productions for 140 g/m² cotton textiles with a moisture level of 50%.

Accessories and options for poseidon models

All options ordered are assembled in factory.

CODE	DESCRIPTION
19041218	Vacuum table to help the linen feeding
19041213	Automatic 1 lane clamp feeder with vacuum feeding belts
19041191	Rear exit with by-pass included
19041121	Crossfolder CPL-CROSS 260 + stacker for POSEIDON
19041122	Crossfolder CPL-CROSS 330 + stacker for POSEIDON
19041188	Motorized rear exit - height 860 mm. includes rear exit
19048781	Small pieces back collector. 2 lanes for POSEIDON
19048783	Small pieces back collector. 4 lanes for POSEIDON
19041215	BY-PASS
19041202	Double air pressure in length folds for thicker linen
19041217	Linen reject system (dirty or torn)
19041219	Different voltage from 400V III +N 50Hz
19068774	Maritime packing for POSEIDON
To consult	Remote Service

Accessories and options for polaris models

All options ordered are assembled in factory.

CODE	DESCRIPTION
19041218	Vacuum table to help the linen feeding
19041213	Automatic 1 lane clamp feeder with vacuum feeding belts
19041191	Rear exit
19041188	Motorized rear exit - height 860 mm. (rear exit included)
19048785	Small pieces back collector. 2 lanes for POLARIS
19048784	Small pieces back collector. 4 lanes for POLARIS
19041219	Different voltage from 400V III +N 50Hz
19068774	Embalaje marítimo POLARIS
To consult	Remote Service

Installation and start up

CODE	DESCRIPTION
-	Transport supplement for "in situ" adjustment and tuning of the machine

NOTE: The customer shall pay the transport costs (tickets, mileage, etc.), as well as the accommodation of the operators. Fagor Professional does not assume responsibility for the product nor for its functioning if these machines have not been installed by authorised technicians.

Packaging types for compact flatwork ironers

Basic packaging included in the price



- Plastic covering and wrapping.

Optional maritime packaging

- Plastic covering and wrapping.
- Wooden base with anti-slip sidepieces.
- Protective case for maritime transport.



CODE	MARITIME PACKAGING FOR MODELS:	
19035803	PHOENIX	(main bulk of the ironer)
19035809	Stacker PHOENIX	(main bulk of the stacker)
19068723	Compact stacker PHOENIX	(main bulk of the stacker)
19068724	POSEIDON 2-Lane back reception	(main bulk 2 lanes back reception)
19068725	POSEIDON 4-Lane back reception	(main bulk 4 lanes back reception)
19035807	POSEIDON	(main bulk of the ironer)
19035807	POLARIS	(main bulk of the ironer)

Codes for different voltages and frequencies

Wall Ironers

MOD.	400 III+N 50 HZ	230 III 50 HZ	230 I+N 50 HZ	400 III+N 60 HZ	230 III 60 HZ	230 I+N 60 HZ	MARINE 400V III WITHOUT N 60 HZ
P-18/100 M E	N/A	N/A	STD	N/A	N/A	STD	N/A
P-12/18 M E	N/A	N/A	STD	N/A	N/A	STD	N/A
P-25/100 M E	STD	OPT	OPT	OPT	OPT	OPT	OPT
P-25/120 M E	STD	OPT	OPT	OPT	OPT	OPT	OPT
P-25/140 M E	STD	OPT	OPT	OPT	OPT	OPT	OPT
P-25/200 M E	STD	OPT	N/A	OPT	OPT	N/A	OPT
P-25/140 M PLUS E	STD	OPT	OPT	OPT	OPT	OPT	OPT
P-25/200 M PLUS E	STD	OPT	N/A	OPT	OPT	N/A	OPT

Wall Flatwork Ironers Ø 200

MOD.	400 III+N 50 HZ	230 III 50 HZ	230 I+N 50 HZ	400 III+N 60 HZ	230 III 60 HZ	230 I+N 60 HZ	MARINE 400V III WITHOUT N 60 HZ
PS-20/120 M E	STD	OPT	N/A	STD	OPT	N/A	OPT
PS-20/140 M E	STD	OPT	N/A	STD	OPT	N/A	OPT
PS-20/160 M E	STD	OPT	N/A	STD	OPT	N/A	OPT

Wall Flatwork Ironers Ø 325

MOD.	400 III+N 50 HZ	230 III 50 HZ	230 I+N 50 HZ	400 III+N 60 HZ	230 III 60 HZ	230 I+N 60 HZ	MARINE 400V III WITHOUT N 60 HZ
PS-35/140 M E	STD	OPT	N/A	STD	OPT	N/A	OPT
PS-35/140 M G	STD	STD	OPT	OPT	OPT	OPT	N/A
PS-35/160 M E	STD	OPT	N/A	STD	OPT	N/A	OPT
PS-35/160 M G	STD	STD	OPT	OPT	OPT	OPT	N/A
PS-35/200 M E	STD	OPT	N/A	STD	OPT	N/A	OPT
PS-35/200 M G	STD	STD	OPT	OPT	OPT	OPT	N/A
PS-35/200 M PLUS E	STD	OPT	N/A	STD	OPT	N/A	OPT
PS-35/200 M PLUS GR	STD	STD	OPT	STD	STD	OPT	N/A
PS-35/260 M PLUS E	STD	OPT	N/A	STD	OPT	N/A	OPT
PS-35/260 M PLUS GR	STD	STD	OPT	STD	STD	OPT	N/A
PS-35/330 M PLUS E	STD	OPT	N/A	STD	OPT	N/A	OPT
PS-35/330 M PLUS GR	STD	STD	OPT	STD	STD	OPT	N/A

N/A: Not available
OPT: Optional
STD: Standard

Wall Flatwork Ironers Ø 500

MOD.	400 III+N 50 HZ	230 III 50 HZ	230 I+N 50 HZ	400 III+N 60 HZ	230 III 60 HZ	230 I+N 60 HZ	MARINE 400V III WITHOUT N 60 HZ
PS-50/200 TP2 E	STD	OPT	N/A	STD	OPT	N/A	OPT
PS-50/200 TP2 G	STD	STD	OPT	OPT	OPT	OPT	N/A
PS-50/200 TP2 GR	STD	STD	OPT	STD	STD	OPT	N/A
PS-50/200 TP2 S	STD	STD	OPT	STD	STD	OPT	OPT
PS-50/260 TP2 E	STD	OPT	N/A	STD	OPT	N/A	OPT
PS-50/260 TP2 G	STD	STD	OPT	OPT	OPT	OPT	N/A
PS-50/260 TP2 GR	STD	STD	OPT	STD	STD	OPT	N/A
PS-50/260 TP2 S	STD	STD	OPT	STD	STD	OPT	OPT
PS-50/330 TP2 E	STD	OPT	N/A	STD	OPT	N/A	OPT
PS-50/330 TP2 G	STD	STD	OPT	OPT	OPT	OPT	N/A
PS-50/330 TP2 GR	STD	STD	OPT	STD	STD	OPT	N/A
PS-50/330 TP2 S	STD	STD	OPT	STD	STD	OPT	OPT

Wall Flatwork Ironers Ø 650

MOD.	400 III+N 50 HZ	230 III 50 HZ	230 I+N 50 HZ	400 III+N 60 HZ	230 III 60 HZ	230 I+N 60 HZ	MARINE 400V III WITHOUT N 60 HZ
PS-65/200 TP2 E	STD	OPT	N/A	STD	OPT	N/A	OPT
PS-65/200 TP2 GR	STD	STD	OPT	STD	STD	OPT	N/A
PS-65/200 TP2 S	STD	STD	OPT	STD	STD	OPT	OPT
PS-65/260 TP2 E	STD	OPT	N/A	STD	OPT	N/A	OPT
PS-65/260 TP2 GR	STD	STD	OPT	STD	STD	OPT	N/A
PS-65/260 TP2 S	STD	STD	OPT	STD	STD	OPT	OPT
PS-65/330 TP2 E	STD	N/A	N/A	STD	N/A	N/A	OPT
PS-65/330 TP2 GR	STD	STD	OPT	STD	STD	OPT	N/A
PS-65/330 TP2 S	STD	STD	OPT	STD	STD	OPT	OPT

N/A: Not available
OPT: Optional
STD: Standard

Codes for different voltages and frequencies

Phoenix compact flatwork ironers

MOD.	400 III+N 50 HZ	230 III 50 HZ	230 I+N 50 HZ	400 III+N 60 HZ	230 III 60 HZ	230 I+N 60 HZ
Ø 600						
SPE600-2600E 1 lane	STD	N/A	N/A	OPT	OPT	N/A
SPE600-2600E 1-2 lanes	STD	N/A	N/A	OPT	OPT	N/A
SPE600-3300E 1 lane	STD	N/A	N/A	OPT	OPT	N/A
SPE600-3300E 1-2 lanes	STD	N/A	N/A	OPT	OPT	N/A
SPE600-2600G 1 lane	STD	OPT	N/A	OPT	OPT	N/A
SPE600-2600G 1-2 lanes	STD	OPT	N/A	OPT	OPT	N/A
SPE600-3300G 1 lane	STD	OPT	N/A	OPT	OPT	N/A
SPE600-3300G 1-2 lanes	STD	OPT	N/A	OPT	OPT	N/A
SPE600-2600S 1 lane	STD	OPT	N/A	OPT	OPT	N/A
SPE600-2600S 1-2 lanes	STD	OPT	N/A	OPT	OPT	N/A
SPE600-3300S 1 lane	STD	OPT	N/A	OPT	OPT	N/A
SPE600-3300S 1-2 lanes	STD	OPT	N/A	OPT	OPT	N/A
Ø 800						
SPE800-2600E 1 lane	STD	N/A	N/A	OPT	OPT	N/A
SPE800-2600E 1-2 lanes	STD	N/A	N/A	OPT	OPT	N/A
SPE800-3300E 1 lane	STD	N/A	N/A	OPT	OPT	N/A
SPE800-3300E 1-2 lanes	STD	N/A	N/A	OPT	OPT	N/A
SPE800-2600G 1 lane	STD	OPT	N/A	OPT	OPT	N/A
SPE800-2600G 1-2 lanes	STD	OPT	N/A	OPT	OPT	N/A
SPE800-3300G 1 lane	STD	OPT	N/A	OPT	OPT	N/A
SPE800-3300G 1-2 lanes	STD	OPT	N/A	OPT	OPT	N/A
SPE800-2600GR 1 lane	STD	OPT	N/A	OPT	OPT	N/A
SPE800-2600GR 1-2 lanes	STD	OPT	N/A	OPT	OPT	N/A
SPE800-3300GR 1 lane	STD	OPT	N/A	OPT	OPT	N/A
SPE800-3300GR 1-2 lanes	STD	OPT	N/A	OPT	OPT	N/A
SPE800-2600GR 1 lane	STD	OPT	N/A	OPT	OPT	N/A
SPE800-2600GR 1-2 lanes	STD	OPT	N/A	OPT	OPT	N/A
SPE800-3300GR 1 lane	STD	OPT	N/A	OPT	OPT	N/A
SPE800-3300GR 1-2 lanes	STD	OPT	N/A	OPT	OPT	N/A
Ø 1000						
SPE1000-2600E 1 lane	STD	N/A	N/A	OPT	OPT	N/A
SPE1000-2600E 2 lanes	STD	N/A	N/A	OPT	OPT	N/A
SPE1000-3300E 1 lane	STD	N/A	N/A	OPT	OPT	N/A
SPE1000-3300E 2 lanes	STD	N/A	N/A	OPT	OPT	N/A
SPE1000-2600GR 1 lane	STD	OPT	N/A	OPT	OPT	N/A
SPE1000-2600GR 2 lanes	STD	OPT	N/A	OPT	OPT	N/A
SPE1000-3300GR 1 lane	STD	OPT	N/A	OPT	OPT	N/A
SPE1000-3300GR 2 lanes	STD	OPT	N/A	OPT	OPT	N/A
SPE1000-2600S 1 lane	STD	OPT	N/A	OPT	OPT	N/A
SPE1000-2600S 2 lanes	STD	OPT	N/A	OPT	OPT	N/A
SPE1000-3300S 1 lane	STD	OPT	N/A	OPT	OPT	N/A
SPE1000-3300S 2 lanes	STD	OPT	N/A	OPT	OPT	N/A

N/A: Not available
OPT: Optional
STD: Standard

Poseidon compact flatwork ironers

MOD.	400 III+N 50 HZ	230 III 50 HZ	230 I+N 50 HZ	400 III+N 60 HZ	230 III 60 HZ	230 I+N 60 HZ
Ø 600						
SP600-2600E 1-2 lanes	STD	N/A	N/A	OPT	OPT	N/A
SP600-3300E 1-2 lanes	STD	N/A	N/A	OPT	OPT	N/A
SP600-2600G 1-2 lanes	STD	OPT	N/A	OPT	OPT	N/A
SP600-3300G 1-2 lanes	STD	OPT	N/A	OPT	OPT	N/A
SP600-2600S 1-2 lanes	STD	OPT	N/A	OPT	OPT	N/A
SP600-3300S 1-2 lanes	STD	OPT	N/A	OPT	OPT	N/A
Ø 800						
SP800-2600E 1-2 lanes	STD	N/A	N/A	OPT	OPT	N/A
SP800-3300E 1-2 lanes	STD	N/A	N/A	OPT	OPT	N/A
SP800-2600G 1-2 lanes	STD	OPT	N/A	OPT	OPT	N/A
SP800-3300G 1-2 lanes	STD	OPT	N/A	OPT	OPT	N/A
SP800-2600GR 1-2 lanes	STD	OPT	N/A	OPT	OPT	N/A
SP800-3300GR 1-2 lanes	STD	OPT	N/A	OPT	OPT	N/A
SP800-2600S 1-2 lanes	STD	OPT	N/A	OPT	OPT	N/A
SP800-3300S 1-2 lanes	STD	OPT	N/A	OPT	OPT	N/A
Ø 1000						
SP1000-2600E 1-2 lanes	STD	N/A	N/A	OPT	OPT	N/A
SP1000-3300E 1-2 lanes	STD	N/A	N/A	OPT	OPT	N/A
SP1000-2600GR 1-2 lanes	STD	OPT	N/A	OPT	OPT	N/A
SP1000-3300GR 1-2 lanes	STD	OPT	N/A	OPT	OPT	N/A
SP1000-2600S 1-2 lanes	STD	OPT	N/A	OPT	OPT	N/A
SP1000-3300S 1-2 lanes	STD	OPT	N/A	OPT	OPT	N/A

Polaris compact flatwork ironers

MOD.	400 III+N 50 HZ	230 III 50 HZ	230 I+N 50 HZ	400 III+N 60 HZ	230 III 60 HZ	230 I+N 60 HZ
Ø 600						
S600-2600E	STD	N/A	N/A	OPT	OPT	N/A
S600-3300E	STD	N/A	N/A	OPT	OPT	N/A
S600-2600G	STD	OPT	N/A	OPT	OPT	N/A
S600-3300G	STD	OPT	N/A	OPT	OPT	N/A
S600-2600S	STD	OPT	N/A	OPT	OPT	N/A
S600-3300S	STD	OPT	N/A	OPT	OPT	N/A
Ø 800						
S800-2600E	STD	N/A	N/A	OPT	OPT	N/A
S800-3300E	STD	N/A	N/A	OPT	OPT	N/A
S800-2600G	STD	OPT	N/A	OPT	OPT	N/A
S800-3300G	STD	OPT	N/A	OPT	OPT	N/A
S800-2600GR	STD	OPT	N/A	OPT	OPT	N/A
S800-3300GR	STD	OPT	N/A	OPT	OPT	N/A
S800-2600S	STD	OPT	N/A	OPT	OPT	N/A
S800-3300S	STD	OPT	N/A	OPT	OPT	N/A
Ø 1000						
S1000-2600E	STD	N/A	N/A	OPT	OPT	N/A
S1000-3300E	STD	N/A	N/A	OPT	OPT	N/A
S1000-2600GR	STD	OPT	N/A	OPT	OPT	N/A
S1000-3300GR	STD	OPT	N/A	OPT	OPT	N/A
S1000-2600S	STD	OPT	N/A	OPT	OPT	N/A
S1000-3300S	STD	OPT	N/A	OPT	OPT	N/A

N/A: Not available
OPT: Optional
STD: Standard





Finishing

Perfect finish, excellent result.

In the laundry, each phase must be perfect if you want to have the edge on quality. We offer you a wide range of simple-to-use equipment to guarantee an excellent result in the ironing of all types of shaped clothing.



Finishing

Finishing Tables	154
Steam generators	158
Pneumatic presses.....	159
Steam cabinets	160
Form finishers	160
Spotting tables	163

Special models or any other variant on the standard model are to be assembled in factory, and carry a supplement over the price indicated for the standard model.

Please consult Fagor Professional for any other variant or option not reflected on this list.

Finishing tables

With vacuum and iron incorporated



MRP/AC

General characteristics

- Vacuum finishing tables with iron.
- Models with boiler for steam generation, and models without boiler ready for connection to an external steam generator.
- Work table - dimensions. 1,200x400x250 mm.
- Lower canvas shelf.
- Works by means of a pedal.
- Electrical heating.
- Temperature controlled by thermostat.
- New model MRP-A-CH with adjustable height on work table.

MODEL	CODE	CHARACT. (*)	BOILER LITRES	POWER (KW)								VOLT. (**)	DIMENSIONS MM
				BOILER	IRON	TABLE	ARM	VACUU.	PUMP	TOTAL			
MRP-A-C	19018847	A-C	5,00	3,90	0,83	1,00	0,09	0,45	0,38	6,65	T	1.550x580x950	
MRP-A	19018844	A	-	-	0,83	1,00	0,09	0,45	-	2,37	M	1.480x480x930	
New MRP-A-CH	19086149	A-C	3,9	3,9	0,83	1,00	1,00	0,45	0,38	7,56	T	1.500x600x1.800	

(*) : A-C: Model with electric boiler with automatic water feed and automatic steam production. Operating pressure: 2.6 bar.

A: Needs connection to an external steam generator. Requires external steam connection and return. Pressure: 3 bar. Voltage: 230 V - 1+N - 50 Hz

(**) : M: SINGLE PHASE (230 V 1+N)
T: THREE-PHASE 400 V 3N / 230 V 3 ~

Finishing tables

With vacuum and blower, and iron incorporated



MRP/AS

General characteristics

- Vacuum finishing tables with hand iron, vacuum and blower.
- The blower requires an external compressed air connection (compressor). Air connection: 1/4". Pressure: 5 bar.
- Models with boiler for steam generation, and models without boiler ready for connection to an external steam generator.
- Work table - dimensions. 1,200x400x270 mm.
- Lower canvas shelf
- Works by means of a pedal.
- Electrical heating.
- Temperature controlled by thermostat.

MODEL	CODE	CHARACT. (*)	BOILER LITRES	POWER (KW)								VOLT. (**)	DIMENSIONS MM
				BOILER	IRON	TABLE	ARM	VACUU.	PUMP	TOTAL			
MRP-AS-C	19018846	AS-C	5,00	3,90	0,83	1,00	0,09	0,45	0,38	6,65	T	1.500x600x1.800	
MRP-AS	19018845	AS	-	-	0,83	1,00	0,09	0,45	-	2,37	M	1.500x600x1.800	

(*) : A-C: Model with electric boiler with automatic water feed and automatic steam production. Operating pressure: 2.6 bar.

A: Needs connection to an external steam generator. Requires external steam connection and return. Pressure: 3 bar. Voltage: 230 V - 1+N - 50 Hz

(**) : M: SINGLE PHASE (230 V 1+N)
T: THREE-PHASE 400 V 3N / 230 V 3 ~

Finishing tables

With vacuum, blower and steam, and iron incorporated



**RECOMMENDED FOR
WET CLEANING**



MRP-ASCV

General characteristics

- Tables with hand iron, vacuum, blower and steamer.
- The blower requires an external compressed air connection (compressor). Air connection: 1/4". Pressure: 5 bar.
- Models with boiler for steam generation, and models without boiler ready for connection to an external steam generator.
- Work table - dimensions. 1,200x400x250 mm.
- Lower canvas shelf
- Works by means of a pedal.
- Electrical heating.
- Temperature controlled by thermostat.

MODEL	CODE	CHARACT. (*)	BOILER LITRES	POWER (KW)							VOLT. (**)	DIMENSIONS MM
				BOILER	IRON	TABLE	ARM	VACUU.	PUMP	TOTAL		
MRP-VAS-C	19018849	VAS-C	7,00	3,90	0,83	1,00	0,09	0,45	0,38	6,65	T	1.680x580x920
MRP-VAS	19018848	VAS	-		0,83	1,00	0,09	0,45	-	2,37	M	1.680x580x920

(*): VAS-C : Model with electric boiler with automatic water feed and automatic steam production. Operating pressure: 2.6 bar.

VAS : Needs connection to an external steam generator. Requires external steam connection and return. Pressure: 3 bar. Voltage: 230 V - 1+N - 50 Hzt

(**): M : SINGLE PHASE (230 V 1+N)
T : THREE-PHASE 400 V 3N / 230 V 3 ~

Finishing tables

Accessories



Iron SP

Model with arm for sleeves PM



Model with arm for sleeves PM
and lighted lane CL for iron

CODE	DESCRIPTION	FOR MODELS MRP :
19034690	Arm for sleeves, PM-1	MRP-A, MRP-AC, MRP-AS, MRP-AS-C
19034691	Arm for sleeves, PM-2	MRP-VAS, MRP-VAS-C
19034697	Second iron SP	Models -C (models with built-in boiler)

Factory assembly optional accessories

CODE	DESCRIPTION	FOR MODELS MRP :
To consult	Steam gun, PV-1	MRP-A, MRP-AC, MRP-AS, MRP-AS-C
To consult	Steam gun, PV-2	MRP-VAS, MRP-VAS-C
To consult	Lane with light, CL-1. For gliding the iron. Fluorescent light in top bar	MRP-A, MRP-AC, MRP-VAS, MRP-VAS-C
To consult	Lane with light, CL-2. For gliding the iron. Fluorescent light in top bar	MRP-AS, MRP-AS-C

Professional ironing table

With steamer and iron



MRP/AD

General characteristics

- Finishing table with hand iron and vacuum, with built-in boiler for steam production.
- Universal electrically-warmed vacuum plate.
- Work table - dimensions: 1,100x380x240 mm.
- Lower canvas shelf.
- Single-phase vacuum incorporated, pedal operated.
- Electrical heating. Temperature controlled by thermostat.
- Pedals on both sides of the machine.
- Electrical connection: 230 V - 1+N - 50 Hz.

Optional accessory:

- Hot arm with sleeve ironing shape.

MODEL	CODE	BOILER LITRES	POWER (KW)							VOLT. (**)	DIMENSIONS MM
			BOILER	IRON	TABLE	ARM	VACUU.	PUMP	TOTAL		
MRP-AD	19018890	4,0	1,45	0,80	0,70	-	0,13	-	3,10	M	1.380x380x930

(**): M : SINGLE PHASE (230 V 1+N). 230 V III (Three-phase) -400 V III +N (Three phase)

Optional accessory: arm for sleeves

CODE	DESCRIPTION
19034689	Arm for sleeves, PM-AD

Professional ironing table



MPA

MPA + BETA-3

General characteristics

- Folding ironing table with electrically warmed vacuum plate.
- Dimensions of the work table: 1,100 x 380 mm
- Lower canvas shelf.

Complements:

- Electric steam generators.

MODEL	CODE	BOILER LITRES	POWER (KW)							VOLT. (**)	DIMENSIONS MM
			BOILER	IRON	TABLE	ARM	VACUU.	PUMP	TOTAL		
MPA	19001412	-	-	-	0,33	-	0,10	-	0,43	M	1.380x380x930

(**): M : SINGLE PHASE (230 V 1+N). 230 V III (Three-phase) -400 V III +N (Three phase)

Electric generators for steam production



BETA-3

Beta-3 generator

- Small electric steam generator, isolated thermally.
- Equipped with Iron.
- Boiler in aluminium alloy.
- Manual water feed.
- Operation with potable water.
- Automatic control of the pressure by means of fixed thermostat.
- In option: mobile support with five legs.
- Frequency: 50/60 Hz.

MODEL (*)	CODE	BOILER		AUTONOMY HOURS	POWER (KW)			VOLT. (**)	DIMENSIONS MM
		CAPACITY	PRESSURE		BOILER	IRON	TOTAL		
BETA-3	19000288	1,80 l.	3,0 bar	2 ÷ 3	1,00	0,80	1,80	M	230x420x300
5 feet trolley + wheels	19000596			5 feet trolley + wheels				-	420x300

(**): M: SINGLE PHASE (230 V 1+N). 230 V III (Three-phase) -400 V III +N (Three phase)



SIMBA MINI

Simba mini generator

- Electric steam generator in stainless steel
- Equipped with steam iron.
- Level indicator Low water indicator
- Three safety devices fitted on the boiler: pressure switch, safety valve and emergency thermostat
- Manual water feed
- Frequency: 50/60 Hz.
- Optional stand.

MODEL (*)	CODE	BOILER		AUTONOMY HOURS	POWER (KW)			VOLT. (**)	DIMENSIONS MM
		CAPACITY	PRESSURE		BOILER	IRON	TOTAL		
SIMBA Mini	19012985	5,0 l.	2,8 bar	5 ÷ 6	1,45	0,80	2,25	M	225x450x820
Wheels support	19012991			feet trolley + wheels				-	450 x 225

(**): M: SINGLE PHASE (230 V 1+N). 230 V III (Three-phase) -400 V III +N (Three phase)

Steam generators

Valid for use with centralised machinery (form finishers and finishing tables)



General characteristics

- Automatic and electric steam generator in versions with powers of 12, 15 or 22 kW, steam pressure from 1 to 7 bar.
- Can be connected to the water grid directly, or from a stainless steel tank.
- Operating pressure from 1 to 7 bar.

- Available as a single group of heating elements (three elements), or with two separate groups of heating elements (six elements).
- The body of the boiler is constructed in accordance with the current PED standards.

Options:

- Condensate recovery tank in stainless steel.

MODEL	CODE	RECOMMENDED FOR:	POWER KW			DIMENSIONS MM
			PUMP	HEATING	TOTAL	
MAXI-24-12 Kw	19068574	MRP finishing tables with external steam connection needs	0,55	12,00	12,55	580x660x730
MAXI-24-22 kw	19068576	Form finishers MA 360C, T-3000C, T-100 and MC-105	0,55	22,00	22,55	580x660x730

Optional accessories

CODE	DESCRIPTION	
19068729	Stainless steel condensate recovery tank 83L	MAXI-24-22
19068730	Stainless steel condensate recovery tank 45L	MAXI-24-12

Pneumatic presses

Universal for all clothing



PU-88 PSP

General characteristics

- Lower part with steam in all models.
- Steam or polished press head (the polished press head is optional, and does not have steam).
- Work table dimensions: 1,170 x 360 x 220 mm.
- Lowering of the press head controlled by two push buttons.
- Steam inlet in the press head by push button.
- Lower part raised by means of push button.
- Steam inlet in the lower part operated by pedal.
- All models equipped with a vacuum unit.
- Connection: 400 V - III+N / 230 V III / 50 Hz.

MODEL (*)	CODE	COMPRESSED AIR LIT/MIN	STEAM CONSUM. KG/H	VACUUM HP	COMPRESSOR HP	BOILER KW	DIMENSIONS MM
PU-88	19001641	45,00	25,00	0,60	-	-	1.370x1.070x1.500
PU-88 C	19031682	45,00	25,00	0,60	-	12,00	1.370x1.070x1.500
PU-88 C GC	19001638	45,00	25,00	0,60	2,00	12,00	1.370x1.070x1.500
PU-88 GC	19034272	45,00	25,00	0,60	2,00	-	1.370x1.070x1.500
PU-88 C GC PCH	19086063	45,00	27,00	0,60	2,00	12,00	1.370x1.070x1.500

(*) : C : Boiler for steam production - Electrical operation. Automatic water feed and automatic steam production. Power: 12 kW Volume: 16 l. - Air pressure: 6 bar. - Steam pressure: 4.5 bar.
GC : Compressor - 2 HP.
PCH : Group of iron + pedal.

Pneumatic presses

For shirt collars and cuffs



PCP-88 PSP

General characteristics

- Lower part with steam in all models.
- Steam or polished press head (the polished press head is optional, and does not have steam).
- Work table dimensions: 1,170 x 360 x 220 mm.
- Lowering of the press head controlled by two push buttons.
- Steam inlet in the press head by push button.
- Lower part raised by means of push button.
- Steam inlet in the lower part operated by pedal.
- All models equipped with a vacuum unit.
- Connection: 400 V - III+N / 230 V III / 50 Hz.

MODEL (*)	CODE	COMPRESSED AIR LIT/MIN	STEAM CONSUM. KG/H	VACUUM HP	COMPRESSOR HP	BOILER KW	DIMENSIONS MM
PCP-88	19018895	45,00	14,00	0,60	-	-	1.080x1.075x1.500
PCP-88 C	19035798	45,00	14,00	0,60	-	12,00	1.080x1.075x1.500
PCP-88 C GC	19035800	45,00	14,00	0,60	2,00	12,00	1.080x1.075x1.500
PCP-88 GC	19035799	45,00	14,00	0,60	2,00	-	1.080x1.075x1.500
PCP-88 C GC PCH	19086064	45,00	14,00	0,60	2,00	12,00	1.080x1.075x1.500

(*) : C : Boiler for steam production - Electrical operation. Automatic water feed and automatic steam production. Power: 12 kW Volume: 16 l. - Air pressure: 6 bar. - Steam pressure: 4.5 bar.
GC : Compressor - 2 HP.
PCH : Group of iron + pedal.

Optional accessories

CODE	CODE WITH OPTIONS	DESCRIPTION
To consult	BP	Spotting vacuum arm
To consult	PCH	Group of iron + pedal
19041281	PV	Spray gun for steam
To consult	PSP	Polished upper buck (Only heat, It doesn't have steam)

Steam cabinets



General characteristics

- Simple and practical operation. The operator does not need to be an expert ironer. Its reduced size lets the cabinet be installed even in small spaces.
- The ironing speed and the elimination of idle time make exceptional production possible, which translates into energy savings.
- Ironing is carried out without steam dispersal, which has the added benefit of guaranteeing a better working environment.
- The BOX cabinet is supplied with a trouser finishing device and a form finisher for jackets, coats, dresses, etc. as standard.
- The cabinet can be transformed easily without the intervention of a technician, and it's equipped with two trouser finishing devices, or with two devices for ironing shirts, jackets and similar garments.
- The work cycle is automatic and regulated by means of three timers.
- Electrical connection: 400V 3N 50Hz
- **Version C (centralised)**: cabinet requires connection to an external steam source. Requires steam connection and return.
- **Version A (Built-in steam boiler)**: Complete with built-in steam boiler, 16 litres, electrical operation.

MODEL	CODE	STEAM			COMPRESSED AIR			PUMP HP	BOILER kW	FAN HP	DIMENSIONS MM
		BAR	KG/H	Ø	BAR	LIT/H	Ø				
BOX-1 C	19000312	4÷5	16÷20	1/2"	4÷5	6	1/4"	-	-	1 - 1,5	1.080x1.375x1.850
BOX-1 A	19000311	4÷5	16÷20		4÷5	6	1/4"	0,75	12,00	1 - 1,5	1.080x1.375x1.850

Optional accessory: arm for sleeves

CODE	DESCRIPTION
19018896	Trouser legs tensioner, TPP

Form finishers for coats, jackets and dresses



General characteristics

- The working cycles are completely automatic and the steaming and drying duration is adjustable by an electronic card and digital display.
- The shoulder width and the cover are adjustable.
- The cover support (frame) with its corresponding controls rotates by 360° and is available in three versions: Standard, Maxi (for particularly long garments) or Mini (for children's clothes).
- Electrical connection: 400V 3N 50Hz
- **Version C (centralised)**: is a machine without boiler that requires connection to a central steam source. Requires steam connection and return. It can be installed with the steam generator MAXI-24-15.
- **Version A (Built-in steam boiler)**: complete with built-in electric boiler, 18 litres, with automatic water feed and automatic pressure control.

MODEL	CODE	STEAM			PUMP HP	BOILER kW	FAN HP	P. TOTAL	DIMENSIONS MM
		BAR	KG/H	Ø					
MA-360 C	19003035	3÷6	10÷15	3/8"	-	-	-	1,00	1.200x580x1.620
MA-360 A	19003032	4÷5	10÷15	-	0,80	3÷6	1,00	13,50	1.360x610x1.780

Form finisher for jackets and sleeved garments



RECOMMENDED FOR
WET CLEANING



General characteristics

Centralised model - without boiler

- Automatic stretch mannequin for sleeved garments and similar.
- Work cycle on file (reprogrammable) with 9 work programs memorised.
- Telescopic structure, height up to 1500 mm.
- Rotating structure to 350° and central blockage rod to hold the garment in place.
- Sensors to detect garment length.
- Double anti-stretch system, lengthwise (warp) and widthwise (woof).
- Adjustable shoulders unit.
- Gate valve to regulate propelled air intensity.
- Electrical connection: 400V 3N 50Hz.
- To connect to steam networks and compressed air.
- It can be installed with the steam generator MAXI-24-22.

MODELO	CÓDIGO	STEAM			COMPRESSED AIR		POWER MÁX KW	DIMENSIONS MM
		BAR	KG/H	Ø	NL/MIN	Ø		
MC-105	19068577	5÷6	10÷15	1/2"	8÷9	1/4"	1,50	650x900x1600-2100

Form finisher for shirts and jackets



General characteristics

Centralised model - without boiler

- Mannequin for ironing shirts, three-quarter coats and jackets, whether wet or dry cleaned, without boiler.
- Pneumatic sleeve-holder pegs.
- Electronic card with 19 ironing programs.
- Air superheater.
- Back rod heated and tiltable sideways.
- Vacuum device for the button zone.
- Pneumatic back rod.
- Mannequin with pneumatically adjustable height.
- Pneumatic device to regulate air from the fan.
- Shoulder opening adjustable manually.
- Powerful 3CV fan.
- Electrical connection: 400V 3N 50 Hz.
- Requires connection to network or steam generator. It can be installed with the steam generator MAXI-24-15.

MODEL	CODE	STEAM			COMPRESSED AIR		FAN MOTOR HP	DIMENSIONS MM
		BAR	KG/H	Ø	BAR	NL/MIN		
MC-100	19001292	4÷8	20-30	1/2"	5÷6	20,00	3	1.900x1.600x1.850

Optional accessory: arm for sleeves

CODE	DESCRIPTION
To consult	Steam ironing group, PCH

Finishing topper for trousers



RECOMMENDED FOR
WET CLEANING



General characteristics

- Model in centralised version C (without boiler) or stand-alone A (with boiler)
- Trouser topper with pneumatic legs stretcher.
- Pneumatic mannequin to iron trousers, to connect to an external steam source and centralised compressed air, or complete with built-in automatic electric boiler.
- Side waistband stretching device.
- Height-adjustable trouser-stretching carriage and holding clamps made of stainless steel.
- Built-in three-phase fan.
- Air superheater
- Electronic card for the setting of nine ironing cycles in total.
- Ironing cycle which controls steaming time, steam/air time, drying time.
- Three pressure regulators (for leg clamps, waistband stretcher and trouser-stretching carriage).
- Switch for exclusion of the leg-stretching carriage.
- Manual size indicator.
- Mechanical airflow regulator.
- Requires connection to compressed air compressor.
- Electrical connection: 230V 3~ / 400V 3N / 50-60Hz.
- Version C (centralised): model which requires connection to an external steam source. Requires steam connection and return. It can be installed with the steam generator MAXI-24-22.
- Version A (stand-alone): complete with built-in steam boiler, electrical operation.

MODEL	CODE	STEAM			COMPRESSED AIR			FAN MOTOR HP	DIMENSIONS MM
		BAR	KG/H	Ø	BAR	NL/MIN	Ø		
T-3000 C	19001906	5	15÷20	3/8"	5	40	1/4"	1 - 1,5	1.115x630x1.950
T-3000 A	19068578	5	15÷20	-	5	40	1/4"	1 - 1,5	1.115x630x1.950

Spotting tables



DES-COMPLET + GC (COMPRESSOR)

Spotting table desc-complet

- Stainless steel vacuum spotting table with stain-removal arm.
- Cold spotting table, with 3 pedals.
- Equipped with liquid recovery tank, two product tanks and air jet.
- Work table in AISI 304 stainless steel.
- Work table dimensions: 800x260x175 mm.
- Featuring two cold spotting spray guns with independent circuits, two receptacles for liquids, hose support and vacuum arm in AISI 304 stainless steel.
- Require compressed air (200 NI/minute).

MODEL (*)	CODE	HZ	STEAM		FAN HP	COMPRESSOR HP	TOTAL POWER KW	WORK TABLE MM	VOLT. (**)	DIMENSIONS MM
			BAR	KG/H						
DES-COMPLET	19018995	50/60	4 ÷ 8	2 ÷ 3	0,60	-	0,45	800x260x175	M	1.200x650x1.800
DES-COMPLET GC	19030945	50/60	4 ÷ 8	2 ÷ 3	0,60	2	0,45	800x260x175	V	1.200x650x1.800

(*) : GC : Model with compressor included.

(**): M: SINGLE PHASE (230 V 1+N), 230 V III (Three-phase) -400 V III +N (Three phase)
V: 400 V 3N. Convertible to 230 V 3 ~

CODE	DESCRIPTION
19018997	Air-Steam jet, PV-DES



DES-COMPACT + CP-R DES

Spotting table desc-complet

- Spotting table with stainless steel stain removal arm with vacuum unit.
- Equipped with two product tanks and air jet.
- One pedal for operation.
- Electrical connection: 230 V - 1+N/50-60 Hz.
- Require compressed air.

MODEL	CODE	PEDALS	STEAM		FAN HP	TOTAL POWER KW	VOLT. (**)	DIMENSIONS MM
			BAR	KG/H				
DES-COMPACT	19012688	1	6 ÷ 8	-	0,10	0,08	M	640x320x325

(**): M: SINGLE PHASE (230 V 1+N), 230 V III (Three-phase) -400 V III +N (Three phase)
V: 400 V 3N. Convertible to 230 V 3 ~

CODE	DESCRIPTION
19020670	Support trolley, CP-R DES

Codes and versions available

Ironing tables

MOD.	230V I+N 50 HZ	230V I+N 60 HZ	230V III 50 HZ	230V III 60 HZ	400V III+N 50 HZ	400V III+N 60 HZ	MARINE 400V III 60 HZ (NO NEUTRAL)
MRP-A	STD	STD	OPT	OPT	OPT	OPT	OPT
MRP-AS	STD	STD	OPT	OPT	OPT	OPT	OPT
MRP-VAS	OPT	OPT	OPT	OPT	STD	STD	OPT
MRP-A-C	OPT	OPT	OPT	OPT	STD	STD	OPT
MRP-AS-C	OPT	OPT	OPT	OPT	STD	STD	OPT
MRP-VAS-C	OPT	OPT	OPT	OPT	STD	STD	OPT

Presses and form finishers

MOD.	230V I+N 50 HZ	230V I+N 60 HZ	230V III 50 HZ	230V III 60 HZ	400V III+N 50 HZ	400V III+N 60 HZ	MARINE 400V III 60 HZ (NO NEUTRAL)
BETA-3	STD	STD	N/A	N/A	N/A	N/A	N/A
SIMBA Mini	STD	STD	N/A	N/A	N/A	N/A	N/A
MPA	STD	STD	N/A	N/A	N/A	N/A	N/A

MOD.	230V I+N 50 HZ	230V I+N 60 HZ	230V III 50 HZ	230V III 60 HZ	400V III+N 50 HZ	400V III+N 60 HZ	MARINE 400V III 60 HZ (NO NEUTRAL)
MAXI-24-12 Kw	N/A	N/A	OPT	OPT	STD	OPT	OPT
MAXI-24-22 kw	N/A	N/A	OPT	OPT	STD	OPT	OPT

MOD.	230V I+N 50 HZ	230V I+N 60 HZ	230V III 50 HZ	230V III 60 HZ	400V III+N 50 HZ	400V III+N 60 HZ	MARINE 400V III 60 HZ (NO NEUTRAL)
PU-88	OPT	OPT	OPT	OPT	STD	OPT	OPT
PU-88 C	N/A	N/A	OPT	OPT	STD	OPT	OPT
PU-88 GC	N/A	N/A	OPT	OPT	STD	OPT	OPT
PU-88 C GC	N/A	N/A	OPT	OPT	STD	OPT	OPT
PU-88 C GC PCH	N/A	N/A	OPT	OPT	STD	OPT	OPT
PCP-88	OPT	OPT	OPT	OPT	STD	OPT	OPT
PCP-88 C	N/A	N/A	OPT	OPT	STD	OPT	OPT
PCP-88 GC	N/A	N/A	OPT	OPT	STD	OPT	OPT
PCP-88 C GC	N/A	N/A	OPT	OPT	STD	OPT	OPT
PCP-88 C GC PCH	N/A	N/A	OPT	OPT	STD	OPT	OPT

N/A: Not available
OPT: Optional
STD: Standard

Spotting tables

MOD.	230V I+N 50 HZ	230V I+N 60 HZ	230V III 50 HZ	230V III 60 HZ	400V III+N 50 HZ	400V III+N 60 HZ	MARINE 400V III 60 HZ (NO NEUTRAL)
BOX-1 C	N/A	N/A	OPT	OPT	STD	OPT	OPT
BOX-1 A	N/A	N/A	OPT	OPT	STD	OPT	OPT

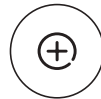
Professional finishing

MOD.	230V I+N 50 HZ	230V I+N 60 HZ	230V III 50 HZ	230V III 60 HZ	400V III+N 50 HZ	400V III+N 60 HZ	MARINE 400V III 60 HZ (NO NEUTRAL)
MA-360 C	OPT	OPT	OPT	OPT	STD	OPT	OPT
MA-360 A	OPT	OPT	OPT	OPT	STD	OPT	OPT
MC-100	N/A	N/A	OPT	OPT	STD	OPT	N/A
MC-105	OPT	OPT	OPT	OPT	STD	OPT	OPT
T-3000 C	N/A	N/A	OPT	OPT	STD	OPT	OPT
T-3000 A	N/A	N/A	OPT	OPT	STD	OPT	OPT

MOD.	230V I+N 50 HZ	230V I+N 60 HZ	230V III 50 HZ	230V III 60 HZ	400V III+N 50 HZ	400V III+N 60 HZ	MARINE 400V III 60 HZ (NO NEUTRAL)
DES-COMPLET	STD	OPT	OPT	OPT	OPT	OPT	OPT
DES-COMPLET GC	N/A	N/A	OPT	OPT	STD	OPT	OPT
DES-COMPACT	STD	STD	N/A	N/A	N/A	N/A	N/A

N/A: Not available
 OPT: Optional
 STD: Standard





Accessories

Laundry transport and storage.

Racks and trolleys for handling laundry easier and helping to prevent repetitive stress injuries. Ergonomic laundry trolleys are suitable for laundries, hospitals, nursing homes, hotels, spas, etc. Their design ensures that the trolley will be close to the equipment so that the clothing does not end up on the floor.



Accessories

Trolleys for dry laundry	170
Trolleys for wet laundry.....	171
Cage trolleys	172
Wrapping machine	173
Clothes rack trolley.....	173

Special models or any other variant on the standard model are to be assembled in factory, and carry a supplement over the price indicated for the standard model.

Please consult Fagor Professional for any other variant or option not reflected on this list.

Trolleys for dry laundry

General characteristics

- White cage trolley for transporting bulk linen (rubber wheels).



Trolleys for dry laundry

MODEL	CODE	VOLUME LITERS	DIMENSIONS MM
CS-115	19041145	115	400x600x650
CS-212	19041146	212	510x800x720
CS-365	19041147	365	720x960x850

General characteristics

- Chromed steel frame.
- Four swivel casters.
- Equipped with three or four trays.
- Two canvas bags to the sides for dry linen



CSH-3



CSH-4

Trolleys for room service

MODEL	CODE	DESCRIPTION	DIMENSIONS MM
CSH-3	19017195	Two canvas bags and three shelves	1.190x560x1.060
CSH-4	19017194	Two canvas bags and four shelves	1.470x560x1.280

General characteristics

- Tube structure with highly corrosion-resistant EPOXI treatment.
- Folding structure with 4 swivel casters.
- Nylon canvas bag for dry laundry.



Trolleys with bag for dry laundry

MODEL	CODE	DESCRIPTION	VOLUME LITERS	DIMENSIONS MM
CRS-10	19086048	One canvas bag	94	630x450x740
CRS-20	19017190	One canvas bag	195	760x560x920
CRS-35	19017191	One canvas bag	343	900x620x1080
CRS-40	19017193	One canvas bag	380	1.090x620x980



Trolley for wet laundry



General characteristics

- Bin manufactured in white polypropylene.
- Mobile platform in highly resistant steel tubing, with EPOXI treatment.
- 2 swivel casters.

Trolleys with platform



MODEL	CODE	LOAD CAPACITY KG	VOLUMEN LITERS	DIMENSIONS MM
CH-25	19017181	25 kg of wet laundry	250	884x624x615
CH-40	19017182	40 kg of wet laundry	400	1.100x780x615
CH-60	19017183	60 kg of wet laundry	600	1.300x910x675



General characteristics

- Container manufactured in white fibreglass.
- Four swivel casters.
- CRH-40 and CRH-60 models: tap for draining at the bottom.

Trolleys without platform

MODEL	CODE	COMPOSITION	LOAD CAPACITY KG	VOLUMEN LITERS	DIMENSIONS MM
CRH-20	19000440 (*)	 +  Mobile frame with 4 wheels + Fibreglass bin	25 kg of wet laundry	200	655x560x715
CRH-40	19000441		40 kg of wet laundry	400	875x560x715
CRH-60	19000442		60 kg of wet laundry	600	930x560x715

(*) Supplied in two packages: Base + Bin.



General characteristics

- Made of light alloy, anodised.
- Mobile bottom.
- With springs in the base of the trolley to maintain a constant level.
- Two fixed wheels and two swivel casters.
- Wheels diameter: 125 mm.

Trolleys with lifting bottom

MODEL	CODE	INTERIOR DIMENSIONS MM	LOAD CAPACITY KG	DIMENSIONS MM
CFM-1	19000505	1.000x420x545	35	1.030x450x800
CFM-2	19000506	1.000x600x545	50	1.030x630x800
CFM-3	19000507	1.360x645x545	100	1.390x675x800

Cage trolleys

General characteristics

- Cage trolleys to transport dirty laundry in hospitals and industrial laundries.

- Constructed in high resistance anti-rust steel, with side panels screwed in position or attached by hooks. Open front, or with door which opens by sliding downwards.

- Wheels made of polypropylene, two swivel casters and two fixed.
- Optional shelves by model.



Specific characteristics

- Equipped with one or two doors, depending on the model.
- Possibility of adding shelves.

Trolleys with doors

MODEL	CODE	DESCRIPTION	OUTER DIMENSIONS MM
CRP-5	19017188	Cage trolley with 1 door	580x800x1.500
CRP-6	19017189	Cage trolley with 2 doors	570x685x1.300
SHELF CRP-5	19017603	Additional shelf	-
SHELF CRP-6	19086055	Additional shelf	-



Specific characteristics

- Large width.
- Possibility of adding shelves.

Open trolleys, large width

MODEL	CODE	DESCRIPTION	DIMENSIONS MM
CRE	19068572	Trolley cage base	1.200x805x1.800
SHELF CRE	19017600	Additional shelf	1.190x800



Specific characteristics

- Possibility of adding shelves.
- Option of incorporating door.

Open trolleys

MODEL	CODE	DESCRIPTION	DIMENSIONS MM
CRP	19068573	Basic cage trolley	715x805x1.800
SHELF CRP	19017601	Additional shelf	700x800
DOOR CRP	19017602	Supplementary Door	-

Wrapping machine



Specific characteristics

- Wall or stand-mounted wrappers for shirts and trousers.
- Special for pressing.
- Welding length 600 mm, electrical power 166 W, tension 230V I.

BM/BMP

MODEL	CODE	DESCRIPTION	OUTER DIMENSIONS MM
BM	19041241	Wall-mounted	810x300x500
BMP	19041242	Stand-mounted	810x300x2.000
Film roll	19053428	600 mm wide	-

Specific characteristics




- L sealer for garments and terry clothes, special for laundry.
- Manual and semi automatic operation of the welding arm.
- Welding size : 700 x 500 mm.
- Average hourly output 800 units, electrical power 332 W, tension 230V I.

BMT

MODEL	CODE	DESCRIPTION	OUTER DIMENSIONS MM
BMT	19041240	Table packing machine	1.500x1.400x900
Film roll	19053252	Nylon monofoil	-

Clothes rack trolley



Specific characteristics

- Mobile clothes rack, constructed in chromed steel.
- Fixed structure, not extensible.
- Four swivel casters.

Clothes rack trolley

MODEL	CODE	SPECIAL FEATURES	DIMENSIONS MM
PM-15/RD	19031732	Stackable - Z-shaped base	1.500x600x1.640





A whole world of benefits at your fingertips standard and free in all Touch Plus equipment: washers, dryers and ironers.

A connected world, a world of benefits

Your laundry in good hands



The IoT connection is easy and free, standard on all ranges with Touch Plus



FEATURES AND FUNCTIONS

01

Management

- Management of washing and drying programs and phases
- Configurable statistics, cycles carried out, income (Coin), errors, productions, production reports and water, chemical and energy consumption, workloads, etc.
- Creation of daily, weekly reports, etc. Sending by email with the information and statistics.
- Telemetry: storage and access of all data and signals from the machines for later use and consultation (times, temperatures, errors, water levels, dosages, etc.). Very useful for users, technical services, chemists, etc.
- Machine configurations
- Remote control of machines
- Geolocation

02

Self-service

- Own and free app for iOS and Android.
- Manage the reservation and payment of the programs in your laundry. It allows you to search for laundries and add them to favourites, find out the status of the machines in real time, book and pay for washing or drying, receive notifications by push or email when the program has finished or is about to end, view your operations, receive discounts and promotions...

03

Technical service

- Configuration of sending notifications and errors.
- Access to technical documentation, videos, manuals, exploded views, electrical diagrams, etc.
- Management of interventions.

IMPORTANT ADVANTAGES

01

Owner / end user

Improves usability, efficiency and comfort.
 Business control: configurable reports of production, cycles, consumption, revenue, ...
 Ensure the washing and drying processes, ensure hygiene and disinfection, washing quality...
+ information + security + control

Telemetry

Custom graphics for monitoring of your business.

03

Technical service

Improvement of customer service.
 Improvement of processes (more efficient and lower costs) avoiding unnecessary trips.
 Remote troubleshooting and maintenance programs.
 Telemetry and complete information of all the programs carried out.
 Access to technical documentation, videos, etc.
+ efficiency + support + information

SAT - trouble shooting

02

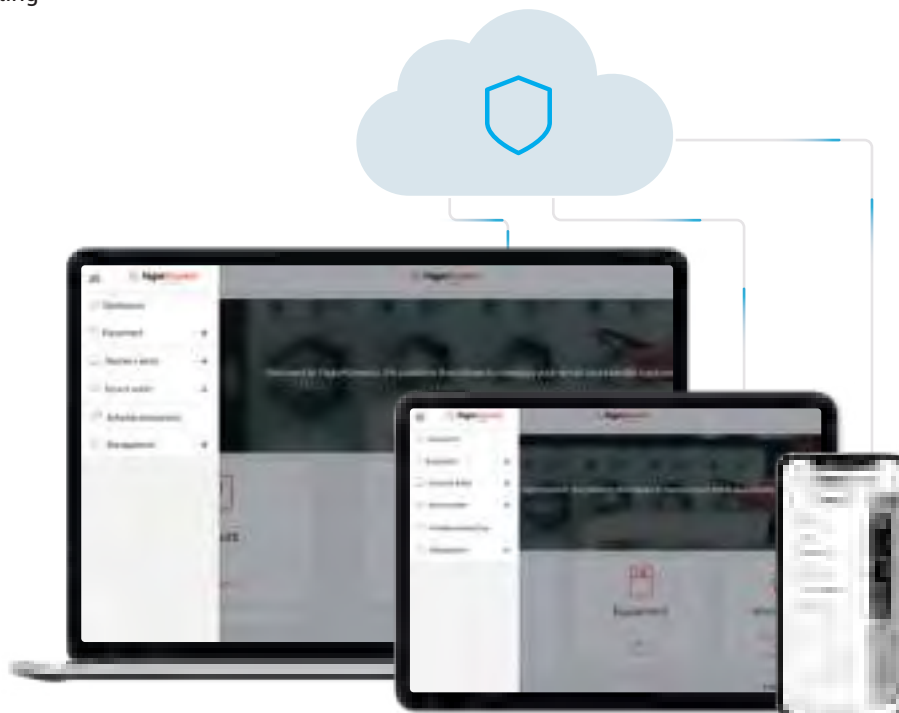
Dealer

Technological base for new business (renting, maintenance contracts, self-services...)
 Databases of installed machines (geographical distribution, models...)
 Added value of **FagorKonnnect** machines for the customer.
+ opportunity + information + added value

04

Chemical partners

Management and creation of washing and drying programs (online and offline).
 Ensure the washing and drying processes, ensure hygiene and disinfection, washing quality...
 Troubleshooting and remote management.
 Telemetry and complete information of all the programs carried out.
+ information + management + ease



**Benefits for the
OWNER/OPERATOR**

A whole world of benefits.

Customers require reliability and efficiency, and you want to offer them this. Traceability of the washing and drying cycles is vital for ensuring **maximum hygiene**.



Business management

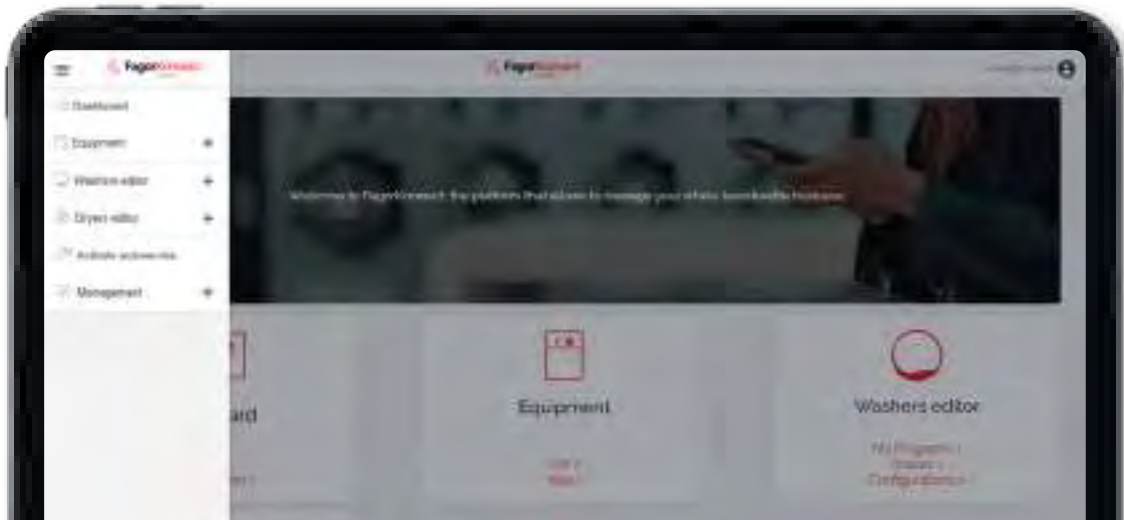
Check the status of your machines, productivity data, telemetry and much more to make the best decisions for your business.

APP Coin laundry My Laundry Time

With the self-service app, your customers will be able to search for your store and conveniently book and pay for the machines, both from the app and from the QR code displayed on the machine's screen.

See SELF-SERVICE section for more information.





Process control

Control of the programmes run or currently running, historical and current information will help you to guarantee the quality and hygiene of the process.

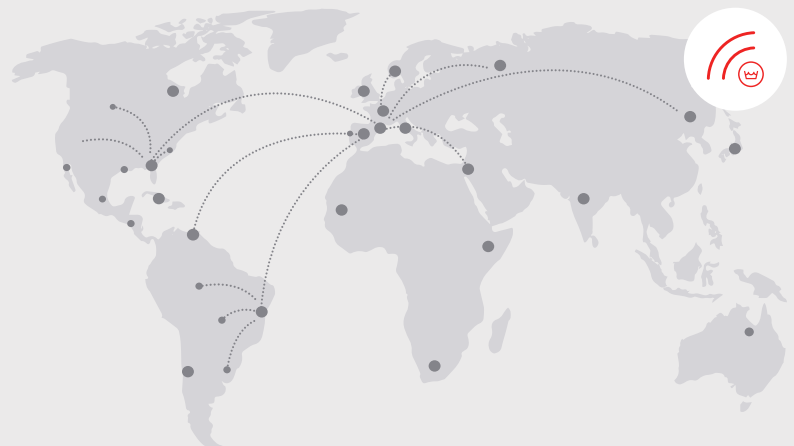
New businesses

The IoT opens a wide range of possibilities for new businesses as a large quantity of information about the machines becomes available: renting, pay-as-you-go, technical maintenance contracts, etc.

Service

Reliable, accessible and intuitive information about the machines, breakdowns, errors, etc. makes troubleshooting easier and offers the customer a better service.

The after-sales or commercial service is the best guarantee for winning customer loyalty. A direct connection between your technician and the machine to find out about an incident permits effective action to be taken from a distance, saving on time and travel.





FAGOR

PLUS CONTROL

TEMPERATURE

FAGOR

TEMPERATURE

FAGOR

FAGOR

FAGOR

FAGOR



Self-Service

Convenience and efficiency at your service.

Wash efficiently and economically with ease, as well as in as little time as possible by using a self-service laundrette. Fagor Professional is a company that specialises in the manufacturing of industrial laundry machinery and particularly in solutions such as self-service laundry. That is why we offer the perfect equipment for self-service laundrettes which provide the best features for optimising performance with the best facilities for the user.



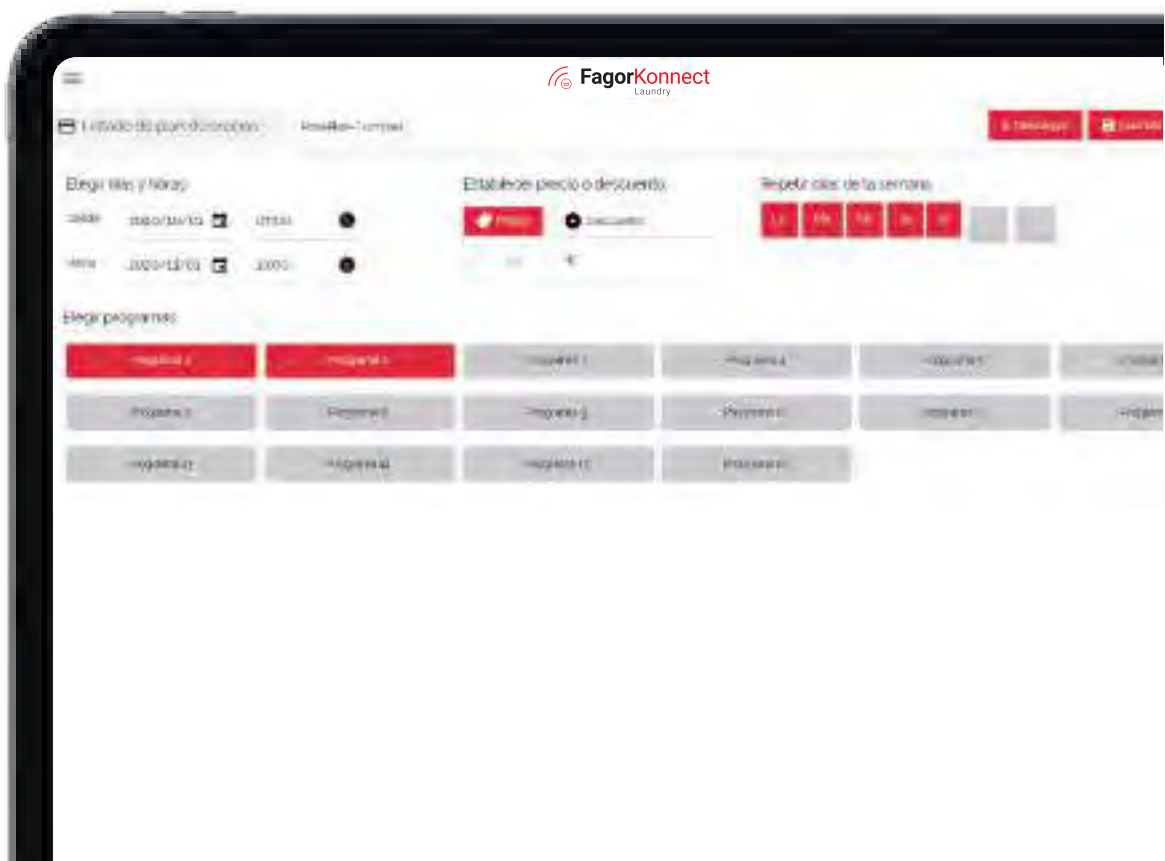
FagorKonnnect in your self-service store

- Control your earnings, programs, functioning, traceability.
- Download all the data for analysis.
- Create as many pricing plans as wanted.
- Control the functioning of your equipment with statistics.
- Avoid trips.
- Increase your clients loyalty.
- **FagorKonnnect** - Standard IOT connectivity.

My Laundry Time



APP for iOS
and Android.





FagorKonnnect in the user's palm

- Download the app.
- Locate the nearest laundry store.
- Check the availability and book you favorite machine.
- Pay from your cell phone.
- Enjoy your free time until the notification arrives.
- Get discounts.
- Control your activity.

My Laundry Time



APP for iOS
and Android.



Professional laundry

High speed professional washer extractors.....	186
Professional dryers	188

Special models or any other variant on the standard model are to be assembled in factory, and carry a supplement over the price indicated for the standard model.

Please consult Fagor Professional for any other variant or option not reflected on this list.

Profesional washers | High spin

Factor G = 450 | 8 - 10 kg



General characteristics

- Fully Programable 4,3" Touch Plus Control (TP2).
- High-spin floating washer extractors. Do not need to be anchored to the floor.
- Tank with 4 detergent compartments.
- 2 standard water inlets.
- Equipped with variable-frequency drive (standard 50-60 Hz). Balancing system controlled by the same drive.
- Model with drain valve (V) and model with drain pump (P).
- Model with valve specially designed for washing mops.
- Includes leveller feet.
- CB and WRAS product certifications.
- Drain normally closed "NC". In case of power failure, the water stays inside the tank.
- 6 extra signals for dosing: a total of up to 14 available.
- Silicone door seal.
- Door with opposite opening.
- Delayed door opening, in case of power failure.
- Unit in AISI 304 stainless steel.
- Plinth that facilitates access to the machine.
- Special mop plinth (with filter) - valve models only.
- Plinth and water recovery tank.
- Kits for self-service: Pay station, token mechanism, coin mechanism.
- Voltage 110V 1N 50/60 Hz.
- Voltage 440V 3 (No N) 50/60 Hz.
- **FagorKconnect** - Standard IOT connectivity.

Options:

- Double drain (only valve model).
- Drain pump kit.

MODEL (#)	CODE (+)		CAPACITY KG		DRAIN TYPE	HEAT. TYPE	SPIN		POWER KW		VOLT (**)(V)	DIMENSIONS (MM)
	STANDARD	WITH OPTIONS	(1:9)	(1:10)			R.P.M.	G	HEAT.	TOTAL ELEC.		
LAP-08 TP2 E V	19053089	18001733	9	8	Valve	Electrical	1.250	450	6	6,25	T	680x698x1.040
LAP-08 TP2 E P	19053091	18001734	9	8	Pump	Electrical	1.250	450	6	6,25	T	680x698x1.040
LAP-08 TP2 HW V	19053094	18001735	9	8	Valve	Hot water	1.250	450	-	0,75	M	680x698x1.040
LAP-08 TP2 HW P	19053095	18001736	9	8	Pump	Hot water	1.250	450	-	0,75	M	680x698x1.040
LAP-10 TP2 E V	19052197	18001690	11	10	Valve	Electrical	1.250	450	6	6,25	T	680x742x1.040
LAP-10 TP2 E P	19053083	18001730	11	10	Pump	Electrical	1.250	450	6	6,25	T	680x742x1.040
LAP-10 TP2 HW V	19053085	18001731	11	10	Valve	Hot water	1.250	450	-	0,75	M	680x742x1.040
LAP-10 TP2 HW P	19053088	18001732	11	10	Pump	Hot water	1.250	450	-	0,75	M	680x742x1.040

Options for professional washers LAP 8 - 10 kg

Versions and options available to include in configurable codes "18".

Factory assembly for machines ordered with their configurable code.

CODE	CODE WITH OPTIONS	ABBREVIATION	DESCRIPTION
19056122	18_0002	DD	Double drain LAP 08-10
19056123	18_0003	P	Transformation Kit valve - pump
-	13_0002	SG	Silicon gasket LAP 08-10
-	13_0001	RD	Reversible door: reverse door opening
-	13_0005	TR	Tropicalized model: protected board
19034838	13-0004	XD	6 extra dosing signals card for automatic liquid dosing. Total of 14 signals
-	18_0001	NC	Normally closed valve
-	15_0001	SSC	AISI 304 Stainless steel outer casing
New	13-0038	-	Order full LAP container + compact packaging
New	19035771	13-0003	Timed door opening kit

(+): STANDARD Code: Use this code for orders of machines which do not include any option or version different to standard. The retail price is the one shown in the table.

Code WITH OPTIONS: Use this code for orders of machines which include any option or options from the table OPTIONS FOR WASHERS. The retail price is calculated by adding the price increases for each option to the retail price of the standard code.

(#): E : Electric heating system. Stainless steel armoured heating elements.
HW : Hot Water inlet. Wash with hot water from the network.

(**): M : 230V I + N (SINGLE PHASE). Valid for 400 V III +N / 230 V III (Three-phase)
T : 400V III + N /230V III (THREE PHASE). Valid also for 230 V I+N (Single phase)

Plinth kit options

CODE	DESCRIPTION
19044811	Plinth for better ergonomics LAP-SRP
19079613	Plinth for better ergonomics in stainless steel for LAP-SRP
19056125	Plinth for mops LAP 08-10
19079614	Plinth for mops in stainless steel for LAP 08-10
19056126	Plinth for water recovery LAP 08-10
19079615	Plinth for water recovery in stainless steel LAP 08-10

Voltage options

CODE WITH OPTIONS	ABBREVIATION	DESCRIPTION
20_0005	440V 3~ (No N) 50/60 Hz	Maritim voltage 440V III 50/60 no N
20_0004	110V 1N 50/60 HZ	Supl 110-120/1/50-60 Hz LAP 08-10



Electronic Coiner Kit

Lets you choose between coins or tokens, and comes prepared for the currencies indicated in the table, by country and zone.

Token or Euro mechanism kit

Allows operation with:
 - Tokens only.
 - Euro coin.



Pay Station kit

The machine, in the form it arrives as standard, can work with any pay station system.

FagorKonnnect

Payment using app for Self-Service laundries
My Laundry Time



APP for iOS and Android.

New

DS TOP SOAP DISH



Soap Dish Options

CODE WITH OPTIONS	ABBREVIATION	DESCRIPTION
13_0039	DS	13_0039

Dosing pump kits

CODE WITH OPTIONS	DESCRIPTION
19079305	DQ-2 Dosing pump kit- 2 pumps and support (ready for 4 pumps)
19096561	Extra dosing pump kit - DB-1

Check page 42

Coiners and payment systems kits options

CODE	CODE WITH OPTIONS	ABREV.	DESCRIPTION	SPECIFIC COUNTRIES
19053384	12-0003	CA	CA (EUR-GBP)	Euro-UK
19053400	12-0004	CB	CB (USD-MXN-CAD)	Usa-Canada-Mexico
19053401	12-0005	CC	CC (CNY-TWD-HKD)	China-Taiwan-Hong Kong
19053397	12-0006	CD	CD (TRY-PLN)	Turkey-Poland
19053399	12-0007	CE	CE (AUD-NZD-JPY)	Australia - New Zealand - Japan
19053398	12-0008	CF	CF (RUB-ROB-CZK)	Russia - Romania - Czech Republic
19053404	12-0010	CH	CH (MYR-SGD-IDR) II	Malaysia- Singapore - Indonesia
19053405	12-0011	CI	CI (ARS-CLP-BRL)	Argentina - Chile - Brazil
19053406	12-0012	CJ	CJ (VEF-PEN-COP)	Venezuela - Peru - Colombia
19053407	12-0013	CK	CK (MAD-DZD-TND)	Morocco - Algeria - Tusinia
19053417	12-0014	CL	CL (KRW-PHP-THB)	Korea - Philippines - Thailand
19057302	12-0015	CN	CN (Euros mechanic)	
19053411	12-0002	CT	CT (Token mechanic)	
19053431	12-0001	CP	CP Central pay	

Coin box options

CODE	CODE WITH OPTIONS	ABREV.	DESCRIPTION
19045296	14-0001	A	Coin box (Key A)
19045297	14-0002	B	Coin box (Key B)
19045298	14-0003	C	Coin box (Key C)
19045299	14-0004	D	Coin box (Key D)
19045300	14-0005	E	Coin box (Key E)
19045301	14-0006	F	Coin box (Key F)
19045302	14-0007	G	Coin box (Key G)
19045303	14-0008	H	Coin box (Key H)
19045304	14-0009	I	Coin box (Key I)
19045305	14-0010	J	Coin box (Key J)
19011224	13-0012	CL	100 Token

Codes for different voltages and frequencies

Professional washers

MOD.	230V I+N 50 HZ	230V I+N 60 HZ	230V III 50 HZ	230V III 60 HZ	400V III+N 50 HZ	400V III+N 60 HZ	MARINE 440V III 60 HZ (NO N)
LAP-08 TP2 E V	STD	STD	STD	STD	STD	STD	OPT
LAP-08 TP2 E P	STD	STD	STD	STD	STD	STD	OPT
LAP-08 TP2 HW V	STD	STD	N/A	N/A	N/A	N/A	N/A
LAP-08 TP2 HW P	STD	STD	N/A	N/A	N/A	N/A	N/A
LAP-10 TP2 E V	STD	STD	STD	STD	STD	STD	OPT
LAP-10 TP2 E P	STD	STD	STD	STD	STD	STD	OPT
LAP-10 TP2 HW V	STD	STD	N/A	N/A	N/A	N/A	N/A
LAP-10 TP2 HW P	STD	STD	N/A	N/A	N/A	N/A	N/A

N/A: Not available
 OPT: Optional
 STD: Standard

Professional dryers

8 - 10 kg




General characteristics

- Fully Programmable Touch Plus Control Processor (TP2) with 4,3" touchscreen.
- Professional dryers, 8 and 10 kg capacity.
- Robust construction, panels in grey skin plate.
- Industrial aluminium door with large diameter.
- Versatile machine configurable for self-service.
- Stackable on washer or dryer with the programmer at the bottom (between the two drums).
- Wide draw filter, not in the door.
- Electric heating with two possible configurations: 4.5 or 6.75 kW.
- Easy access to components to facilitate maintenance.
- Standard 400 V 3N voltage. Can be converted to: 230 V 1+N (Single-phase).
- **FagorKconnect** - Standard IOT connectivity.



MODEL (#)	CODE (+)		CAPACITY KG.		DOOR Ø (MM)	HEAT. TYPE	POWER KW		VOLT (**)(V)	DIMENSIONS (MM)
	STANDARD	WITH OPTIONS	(1:18)	(1:20)			HEATING	TOTAL ELECTRIC		
SRP-08 TP2 E	19067973	18002318	9	8	588	Elec	6,75	4,92*** / 7,17	T	680x722x1.056
SRP-08 TP2 G	19084990	18003893	9	8	588	Gas	7	0,42	M	680x722x1.056
SRP-10 TP2 E	19071954	18002320	11	10	588	Elec	6,75	4,92*** / 7,17	T	680x775x1.056
SRP-10 TP2 G	19084992	18003895	11	10	588	Gas	7	0,42	M	680x775x1.056

*** Heating power can be reduced by removing 3 bridges in a dryer electric connections when installed, usefull to be connected in single-phase network 230V 1N 50Hz.

Options for professional dryers SRP 8 - 10 kg

Versions and options available to include in configurable codes "18".

Factory assembly for machines ordered with their configurable code.

CODE	CODE WITH OPTIONS	ABBREVIATION	DESCRIPTION
19044811	only kit	-	Plinth for better ergonomics LAP-SRP
19079613	only kit	-	Plinth for better ergonomics in stainless steel for LAP-SR
-	31-0001	SSD	Drum stainless steel AISI 304
-	02-0025	SSC	Outer casing stainless steel
-	01-0001	RD	Reverse door opening
-	32-0001	CU	Control panel mounted below (stacked dryer)
-	13-0038	-	Order full LAP container + compact packaging
-	08-0125	400V 3~ 60 Hz	Voltage 400V III / 230V I / III-60 Hz
-	08-0205	440/480 3 ~ 60 Hz	Maritime voltage 440-480V III 60 no N
-	35-0001	-	Tropicalized model: protected board
19072542	05-0001	-	iDRY - standard humidity control.

(+): STANDARD Code: Use this code for orders of machines which do not include any option or version different to standard. The retail price is the one shown in the table.

Code WITH OPTIONS: Use this code for orders of machines which include any option or options from the table OPTIONS FOR DRYERS.

The retail price is calculated by adding the price increases for each option to the retail price of the standard code.

Professional dryers

8 - 10 kg

CONCEPT



General characteristics

- Easy Control Processor (M) with time and temperature control.
- Professional dryers, 8 and 10 kg capacity.
- Robust construction, panels in grey skin plate.
- Industrial aluminium door with large diameter.
- Versatile machine configurable for self-service.
- Stackable on washer or dryer with the programmer at the bottom (between the two drums).
- Wide draw filter, not in the door.
- Electric heating with two possible configurations: 4.5 or 6.75 kW.
- Easy access to components to facilitate maintenance.
- Standard 400 V 3N voltage. Can be converted to: 230 V 1+N (Single-phase)

CONCEPT

MODEL (#)	CODE (*)		CAPACITY KG.		DOOR Ø (MM)	HEAT. TYPE	POWER KW		VOLT (**)	DIMENSIONS (MM)
	STANDARD	WITH OPTIONS	(1:18)	(1:20)			HEATING	TOTAL ELECTRIC		
SRP-08 M E	19058764	18002316	9	8	588	Elec	6,75	4,92*** / 7,17	T	680x722x1.056
SRP-08 M G	19084989	18003892	9	8	588	Gas	7	0,42	M	680x722x1.056
SRP-10 M E	19069827	18002351	11	10	588	Elec	6,75	4,92*** / 7,17	T	680x775x1.056
SRP-10 M G	19084991	18003894	11	10	588	Gas	7	0,42	M	680x775x1.056

*** Heating power can be reduced by removing 3 bridges in a dryer electric connections when installed, usefull to be connected in single-phase network 230V 1N 50Hz.

Options for professional dryers SRP 8 - 10 kg

Versions and options available to include in configurable codes "18".

Factory assembly for machines ordered with their configurable code.

CODE	CODE WITH OPTIONS	ABBREVIATION	DESCRIPTION
19044811	only kit	-	Plinth for better ergonomics LAP-SRP
19079613	only kit	-	Plinth for better ergonomics in stainless steel for LAP-SR
-	31-0001	SSD	Drum stainless steel AISI 304
-	02-0025	SSC	Outer casing stainless steel
-	01-0001	RD	Reverse door opening
-	32-0001	CU	Control panel mounted below (stacked dryer)
-	13-0038	-	Order full LAP container + compact packaging
-	08-0125	400V 3~ 60 Hz	Voltage 400V III / 230V I / III-60 Hz
-	08-0205	440/480 3 ~ 60 Hz	Maritime voltage 440-480V III 60 no N


(*) : STANDARD Code: Use this code for orders of machines which do not include any option or version different to standard. The retail price is the one shown in the table.

Code WITH OPTIONS: Use this code for orders of machines which include any option or options from the table OPTIONS FOR DRYERS. The retail price is calculated by adding the price increases for each option to the retail price of the standard code.

Professional dryers

8 - 10 kg

ECONOMIC LINE



General characteristics

- Easy Control Processor (M) with time and temperature control.
- Professional dryers, 10 kg capacity.
- Blind squared door.
- Galvanized steel drum.
- Versatile machine configurable for self-service.
- Wide draw filter, not in the door.
- Easy access to components to facilitate maintenance.

ECONOMIC LINE

MODEL (#)	CODE (*)		CAPACITY KG.		HEATING TYPE	POWER KW		VOLT (**) (V)	DIMENSIONS (MM)
	STANDARD	WITH OPTIONS	(1:18)	(1:20)		HEATING	TOTAL ELEC.		
SCP-10 M E 3P	19073502	18003273	11	10	Elec	4,5	4,92	T	680x775x1.056
SCP-10 M E 1P	19076328	18003280	11	10	Elec	4,5	4,92	M	680x775x1.056
SCP-10 M G	19084993	18003896	11	10	Gas	7	0,42	M	680x775x1.056

(#): E: Electric heating system. Stainless steel armoured heating elements.
G: Gas heating system. Ignition system. (Butane, Propane, Natural, etc.).

(**): M: 230V I + N (SINGLE PHASE). Valid for 400 V III +N / 230 V III (Three-phase)
T: 400V III + N / 230V III (THREE PHASE). Valid also for 230 V I+N (Single phase)

Options for professional dryers SCP 8 - 10 kg

Versions and options available to include in configurable codes "18".

Factory assembly for machines ordered with their configurable code.

CODE	CODE WITH OPTIONS	ABBREVIATION	DESCRIPTION
-	08-0125	400V 3~ 60 Hz	Voltage 400V III / 230V I / III-60 Hz
-	08-0205	440/480 3 ~ 60 Hz	Maritime voltage 440-480V III 60 no N

Codes for different voltages and frequencies Professional dryers

MOD.	230V I+N 50HZ	230V I+N 60HZ	230V III 50HZ	230V II 60HZ	400V III+N 50HZ	400V III+N 60HZ	400V III 60HZ
SRP-08 M E	STD	OPT	STD	OPT	STD	OPT	OPT
SRP-08 M G	STD	OPT	N/A	N/A	N/A	N/A	OPT
SRP-08 TP2 E	STD	OPT	STD	OPT	STD	OPT	OPT
SRP-08 TP2 G	STD	OPT	N/A	N/A	N/A	N/A	OPT
SRP-10 M E	STD	OPT	STD	OPT	STD	OPT	OPT
SRP-10 M G	STD	OPT	N/A	N/A	N/A	N/A	OPT
SRP-10 TP2 E	STD	OPT	STD	OPT	STD	OPT	OPT
SRP-10 TP2 G	STD	OPT	N/A	N/A	N/A	N/A	OPT
SCP-10 M E 3P	N/A	N/A	STD	OPT	STD	OPT	OPT
SCP-10 M E 1P	STD	OPT	N/A	N/A	N/A	N/A	OPT
SCP-10 M G	STD	OPT	N/A	N/A	N/A	N/A	OPT

N/A: Not available | OPT: Optional | STD: Standard



Electronic Coiner Kit

Lets you choose between coins or tokens, and comes prepared for the currencies indicated in the table, by country and zone.

Token or Euro mechanism kit

Allows operation with:
 - Tokens only.
 - Euro coin.



Pay Station kit

The machine, in the form it arrives as standard, can work with any pay station system.

FagorKonnnect

Payment using app for Self-Service laundries

My Laundry Time



APP for iOS and Android.

Coiners and payment systems kits options

CODE	CODE WITH OPTIONS	ABREV.	DESCRIPTION	SPECIFIC COUNTRIES
19053384	30-0003	CA	CA (EUR-GBP)	Euro-UK
19053400	30-0004	CB	CB (USD-MXN-CAD)	Usa-Canada-Mexico
19053401	30-0005	CC	CC (CNY-TWD-HKD)	China-Taiwan-Hong Kong
19053397	30-0006	CD	CD (TRY-PLN)	Turkey-Poland
19053399	30-0007	CE	CE (AUD-NZD-JPY)	Australia - New Zealand - Japan
19053398	30-0008	CF	CF (RUB-ROB-CZK)	Russia - Romania - Czech Republic
19053404	30-0010	CH	CH (MYR-SGD-IDR) II	Malaysia- Singapore - Indonesia
19053405	30-0011	CI	CI (ARS-CLP-BRL)	Argentina - Chile - Brazil
19053406	30-0012	CJ	CJ (VEF-PEN-COP)	Venezuela - Peru - Colombia
19053407	30-0013	CK	CK (MAD-DZD-TND)	Morocco - Algeria - Tusinia
19053417	30-0014	CL	CL (KRW-PHP-THB)	Korea - Philippines - Thailand
19057302	30-0015	CN	CN (Euros mechanic)	
19053411	30-0002	CT	CT (Token mechanic)	
19053431	30-0001	CP	CP Central pay	

Coin box options

CODE	CODE WITH OPTIONS	ABREV.	DESCRIPTION
19045296	14-0001	A	Coin box (Key A)
19045297	14-0002	B	Coin box (Key B)
19045298	14-0003	C	Coin box (Key C)
19045299	14-0004	D	Coin box (Key D)
19045300	14-0005	E	Coin box (Key E)
19045301	14-0006	F	Coin box (Key F)
19045302	14-0007	G	Coin box (Key G)
19045303	14-0008	H	Coin box (Key H)
19045304	14-0009	I	Coin box (Key I)
19045305	14-0010	J	Coin box (Key J)
19011224	13-0012	CL	100 Token



Professional dryers

8 - 10 kg

ADVANCE+

MAXIMUM
EFFICIENCY

General characteristics

- Professional dryer with heat pump technology. **PATENTED**
- **TOUCH PLUS CONTROL (TP2) 4.3"** colour touch screen
- Professional dryers, 8 and 10 kg capacity.
- Industrial aluminium door with large diameter.
- **iDRY** - standard humidity control.
- **FagorKonnnect** - standard IOT connectivity.
- No need to vent to the outside.
- Low energy consumption.
- External construction in grey skinplate, aesthetic stainless steel
- Compact dimensions: heat pump in the base.

ADVANCE+

	MODEL (#)	CODE (*)		CAPACITY KG.		POWER KW		VOLT (**) (V)	DIMENSIONS (MM)
		STANDARD	WITH OPTIONS	(1:18)	(1:20)	HEATING	TOTAL ELEC.		
New	SRP-08 TP2 HPi	To consult	To consult	8,9	8	0,37	2,85	M	680x722x1.408
New	SRP-10 TP2 HPi	To consult	To consult	11,1	10	0,37	2,85	M	680x755x1.408

(**) : M : 230V I + N (SINGLE PHASE). Valid for 400 V III +N / 230 V III (Three-phase)
 T : 400V III + N /230V III (THREE PHASE). Valid also for 230 V I+N (Single phase)

Options for professional dryers SRP 8 - 10 kg

Versions and options available to include in configurable codes "18".

Factory assembly for machines ordered with their configurable code.

CODE	CODE WITH OPTIONS	ABBREVIATION	DESCRIPTION
-	31-0001	SSD	Drum stainless steel AISI 304
-	02-0025	SSC	Outer casing stainless steel
-	01-0001	RD	Reverse door opening
-	35-0001	TR	Tropicalized model: protected board (TP2)
-	To consult	440 3~ 60 Hz	Maritime voltage 440V III 50/60 Hz no N

(*) : STANDARD Code: Use this code for orders of machines which do not include any option or version different to standard. The retail price is the one shown in the table.
 Code WITH OPTIONS: Use this code for orders of machines which include any option or options from the table OPTIONS FOR DRYERS.
 The retail price is calculated by adding the price increases for each option to the retail price of the standard code.

Codes for different voltages and frequencies

Professional dryers heat pump

MOD.	230V I+N 50 HZ	230V I+N 60 HZ	230V III 50 HZ	230V II 60 HZ	400V III+N 50 HZ	400V III+N 60 HZ	440V III 50 HZ	440V III 60 HZ	440-480V III 60 HZ
SRP-08 TP2 HPi	STD	STD	STD	STD	STD	STD	OPT	OPT	OPT
SRP-10 TP2 HPi	STD	STD	STD	STD	STD	STD	OPT	OPT	OPT

N/A: Not available | OPT: Optional | STD: Standard



Electronic Coiner Kit

Lets you choose between coins or tokens, and comes prepared for the currencies indicated in the table, by country and zone.

Token or Euro mechanism kit

Allows operation with:
 - Tokens only.
 - Euro coin.



Pay Station kit

The machine, in the form it arrives as standard, can work with any pay station system.

FagorKonnnect

Payment using app for Self-Service laundries

My Laundry Time



APP for iOS and Android.

Coiners and payment systems kits options

CODE	CODE WITH OPTIONS	ABREV.	DESCRIPTION	SPECIFIC COUNTRIES
19053384	30-0003	CA	CA (EUR-GBP)	Euro-UK
19053400	30-0004	CB	CB (USD-MXN-CAD)	Usa-Canada-Mexico
19053401	30-0005	CC	CC (CNY-TWD-HKD)	China-Taiwan-Hong Kong
19053397	30-0006	CD	CD (TRY-PLN)	Turkey-Poland
19053399	30-0007	CE	CE (AUD-NZD-JPY)	Australia - New Zealand - Japan
19053398	30-0008	CF	CF (RUB-ROB-CZK)	Russia - Romania - Czech Republic
19053404	30-0010	CH	CH (MYR-SGD-IDR) II	Malaysia- Singapore - Indonesia
19053405	30-0011	CI	CI (ARS-CLP-BRL)	Argentina - Chile - Brazil
19053406	30-0012	CJ	CJ (VEF-PEN-COP)	Venezuela - Peru - Colombia
19053407	30-0013	CK	CK (MAD-DZD-TND)	Morocco - Algeria - Tunsia
19053417	30-0014	CL	CL (KRW-PHP-THB)	Korea - Philippines - Thailand
19057302	30-0015	CN	CN (Euros mechanic)	
19053411	30-0002	CT	CT (Token mechanic)	
19053431	30-0001	CP	CP Central pay	

Coin box options

CODE	CODE WITH OPTIONS	ABREV.	DESCRIPTION
19045296	14-0001	A	Coin box (Key A)
19045297	14-0002	B	Coin box (Key B)
19045298	14-0003	C	Coin box (Key C)
19045299	14-0004	D	Coin box (Key D)
19045300	14-0005	E	Coin box (Key E)
19045301	14-0006	F	Coin box (Key F)
19045302	14-0007	G	Coin box (Key G)
19045303	14-0008	H	Coin box (Key H)
19045304	14-0009	I	Coin box (Key I)
19045305	14-0010	J	Coin box (Key J)
19011224	13-0012	CL	100 Token



Front loading washers

High Spin	198
Fast Spin	200

Special models or any other variant on the standard model are to be assembled in factory, and carry a supplement over the price indicated for the standard model.

Please consult Fagor Professional for any other variant or option not reflected on this list.

"LA" Range High Spin

FACTOR G = 500 / 450



LA RANGE

High spin

- Soft-mounted washers.
- No need anchoring to the floor.

"LN" Range Normal Spin

FACTOR G = 200 / 150



LN RANGE

Normal spin

- Hard mounted washers.
- Installation on concrete plinth and metal base.

A solution for every customer

Fagor Professional adapts to each user's needs, offering a wide range of options.

High Spin | G Factor 500 (LA-22/28/35/45 G Factor 450) Low and medium capacity

TYPE OF CONTROL	HEATING	CAPACITY						
		10-11 kg	13-14 kg	18-20 kg	22-25 kg	28-31 kg	35-39 kg	45-50 kg
Touch Plus Control (TP2) Coin	Electric and hot water	LA-11 TP2	LA-14 TP2	LA-18 TP2	LA-22 TP2	LA-28 TP2	LA-35C TP2	LA-45C TP2

Normal Spin | G Factor 200 (LN-60C/80C G Factor 150) Low capacity

TYPE OF CONTROL	HEATING	CAPACITY				
		10-11 kg	13-14 kg	18-20 kg	22-24 kg	28-31 kg
Touch Plus Control (TP2) Coin	Electric and hot water	LN-11 TP2	LN-14 TP2	LN-18 TP2	LN-22 TP2	LN-28 TP2

Medium and high capacity

TYPE OF CONTROL	HEATING	CAPACITY			
		35-39 kg	42-47 kg	60-66 kg	80-88 kg
Touch Plus Control (TP2) Coin	Electric and hot water	LN-35C TP2	LN-45C TP2	LN-60C TP2	LN-80C TP2

High spin | Low and medium capacity

G Force = 500 - 450 | 11 - 14 - 18 - 22 - 28 - 35 - 45 kg



General characteristics



LA-18-TP2

- Drum and jacket in AISI-304 stainless steel.
- Unit exterior manufactured in skin plate, colour grey, stainless steel appearance.
- Tank with 4 detergent compartments.
- 8 automatic liquid dosing signals, with programmable time and delay. 6 extra signals available optionally.
- 3 standard water inlets.
- Variable-frequency drive (standard 50-60 Hz). Balancing system controlled by the same drive.
- TOUCH PLUS programmer with 7" touch screen, 37 available languages and which lets you create an indefinite number of programs (20 pre-set).
- Telemetry as standard: the whole wash process (temperatures, water levels) is stored on the washer and is extractable to a PC by USB memory or remotely with **FagorKconnect**.
- Allows programming, importing and exporting of programs and software updates via USB and/or **FagorKconnect**.
- Wet Cleaning characteristics included in the scheduler (modifiable water levels and washing speed).
- Intelligent weighing system or manual load indication system to optimise water and detergent consumption at lower loads.
- "LOADING AID" system, water inlet and spin control to load the linen.
- **FagorKconnect** - Standard IOT connectivity.
- Washers compatible with water recovery tanks.
- CB and WRAS product certifications.

MODEL (#)	CODE (*)		CAPACITY KG		DOOR Ø (MM)	SPIN		HEATING TYPE	POWER KW		VOLT (**)	DIMENSIONS MM
	STANDARD	WITH OPTIONS	(1:9)	(1:10)		R.P.M.	G		HEATING	TOTAL ELEC.		
LA-11 TP2 E	19058423	18001864	11	10	373	1.231	500	E	6	6,25	T	692x788x1.185
LA-11 TP2 HW	19061870	18001980	11	10	373	1.231	500	HW	-	0,75	M	692x788x1.185
LA-14 TP2 E	19058420	18001863	14	13	373	1.138	500	E	9	9,4	T	788x869x1.307
LA-14 TP2 HW	19061872	18001978	14	13	373	1.138	500	HW	-	1,1	M	788x869x1.307
LA-18 TP2 E	19058399	18001856	20	18	460	1.071	500	E	12	12,75	T	884x913x1.415
LA-18 TP2 HW	19058409	18001860	20	18	460	1.071	500	HW	-	2,2	M	884x913x1.415
New LA-22 TP2 E	19098594	18006801	25	22	460	1.071	450	E	12	12,75	T	884x1.003x1.415
New LA-22 TP2 HW	19098596	18006802	25	22	460	1.071	450	HW	-	2,2	M	884x1.003x1.415
New LA-28 TP2 E	19099357	18006805	31	28	460	1024	450	E	18	19,2	V	979x1.070x1.553
New LA-28 TP2 HW	19099359	18006806	31	28	460	1024	450	HW	-	4	M	979x1.070x1.553
LA-35C TP2 E	19084574	18003482	39	35	560	966	450	E	21	23	X	1.095x1.184x1.598
LA-35C TP2 HW	19084575	18003483	39	35	560	966	450	HW	-	6	X	1.095x1.184x1.598
LA-45C TP2 E	19084578	18003485	47	42	560	966	450	E	21	23	X	1.095x1.304x1.598
LA-45C TP2 HW	19084580	18003486	47	42	560	966	450	HW	-	6	X	1.095x1.304x1.598

(*) : STANDARD Code: Use this code for orders of machines which do not include any option or version different to standard. The retail price is the one shown in the table.

Code WITH OPTIONS: Use this code for orders of machines which include any option or options from the table OPTIONS FOR WASHERS. The retail price is calculated by adding the price increases for each option to the retail price of the standard code.

(#) : E : Electric heating system. Stainless steel armoured heating elements.
HW : Hot Water inlet. Wash with hot water from the network.

(**) : M : 230V I + N (SINGLE PHASE) Valid for 400 V III + N / 230 V III (Three-phase)
T : 400V III + N / 230V III (THREE PHASE) Valid also for 230 V I+N (Single phase)
V : 400V III + N (Valid also for 230 V III)
X : 400V III + N . Upon request 230 V III.

Voltage options

CODE WITH OPTIONS	ABBREVIATION	DESCRIPTION
20-0005	440V III 50/60Hz	Marine 440V III 50/60 for LA-11
20-0009	440V III 50/60Hz	Marine 440V III 50/60 for LA-14
20-0013	440V III 50/60Hz	Marine 440V III 50/60 for LA-18
20-0013	440V III 50/60Hz	Marine 440V III 50/60 for LA-22
20-0042	440V III 50/60Hz	Marine 440V III 50/60 for LA-28
20-0021	440V III 50/60Hz	Marine 440V III 50/60 for LA-35C
20-0024	440V III 50/60Hz	Marine 440V III 50/60 for LA-45C
20-0019	230 III 50/60Hz	230V III 50/60 for LA-35C
20-0040	230V III~50/60Hz	230V III 50/60 for LA-45C

Options for washer extractors LA 11 - 14 - 18 - 22 - 28 - 35 - 45 kg

Versions and options available to include in configurable codes "18".

Factory assembly for machines ordered with their configurable code.

	CODE	CODE WITH OPTIONS	ABBREVIATION	DESCRIPTION
	19038354	only kit	-	External double drain 3" (recommended for LA-11)
New	19030318	18-0014	DD	Double drain kit for LA-14/18/22
New	19030388	18-0030	DD	Double drain kit for LA-28
	19036861	18-0038 / 18-0046	DD	Double drain kit for LA-35C/45C
	19057411	18-0007	P	Drain pump kit for LA-11/14
New	-	18-0005	NC	Normally closed valve LA
	19067223	13-0013	RC	Water re-cycle: recirculation of bath water (LA-11). Not with KARE RECOVERY SYSTEM
	19067223	13-0015	RC	Water re-cycle: recirculation of bath water (LA-14). Not with KARE RECOVERY SYSTEM
	19067223	13-0017	RC	Water re-cycle: recirculation of bath water (LA-18). Not with KARE RECOVERY SYSTEM
New	19067223	13-0017	RC	Water re-cycle: recirculation of bath water (LA-22). Not with KARE RECOVERY SYSTEM
New	19067223	13-0019	RC	Water re-cycle: recirculation of bath water (LA-28). Not with KARE RECOVERY SYSTEM
	19067224	13-0021	RC	Water re-cycle: recirculation of bath water (LA-35C). Not with KARE RECOVERY SYSTEM
New	-	13-0023	RC	Water re-cycle: recirculation of bath water (LA-45C). Not with KARE RECOVERY SYSTEM
	12164674	13-0002	SG	Silicone gasket LA-11/14
New	12216871	13-0032	SG	Silicone gasket LA-18/22/28
	19004482	13-0008	LG	Feet for LA-11 to LA-45C
	19035704	13-0007	WS	Weighing sensor system on feet kit for LA-11 to LA-45C
	19034838	13-0035	XD	6 extra dosing signals card for LA-11 to LA-45C
	-	13-0001	RD	Reversible door: reverse door opening
	19035771	13-0003	-	Delayed door opening
	-	13-0005	TR	Tropicalized model: protected board
	19079305	only kit	-	DQ-2 Dosing pump kit- 2 pumps and support (ready for 4 pumps) (Check page 42)
	19096561	only kit	-	Extra dosing pump kit - DB-1

Plinth kit options

	CODE	DESCRIPTION
	19082395/19079363	Plinth MOPS with drawer LA-11 Inox/Skinplate
	19083232/19083229	Plinth MOPS with drawer LA-14 Inox/Skinplate
New	19083228/19079471	Plinth MOPS with drawer LA-18/22 Inox/Skinplate
	19056154/19060839	St. Steel LA-11 Inox/Skinplate to level all machines from top
	19005336/19060836	St. Steel LA-14 Inox/Skinplate to level all machines from top
	19005061/19060837	St. Steel LA-18/22 Inox/Skinplate to level all machines from top
New	19004974/19060838	St. Steel LA-28 Inox/Skinplate to level all machines from top
	19035700/19060842	St. Steel LA-11 Inox/Skinplate to align doorbase at 850 mm
	19035701/19060843	St. Steel LA-14 Inox/Skinplate to align doorbase at 850 mm
	19035702/19060844	St. Steel LA-18/22 Inox/Skinplate to align doorbase at 850 mm
New	19035703/19060845	St. Steel LA-28 Inox/Skinplate to align doorbase at 850 mm
	19034836/19060846	St. Steel LA-35C Inox/Skinplate to align doorbase at 850 mm
	19082007/19082004	St. Steel LA-45C Inox/Skinplate to align doorbase at 850 mm

Outer casing options

CODE WITH OPTIONS	ABBREV.	DESCRIPTION
15-0005	SSC	Stainless steel outer casing AISI-304 for LA-11
15-0009	SSC	Stainless steel outer casing AISI-304 for LA-14
15-0013	SSC	Stainless steel outer casing AISI-304 for LA-18
15-0034	SSC	Stainless steel outer casing AISI-304 for LA-22
15-0038	SSC	Stainless steel outer casing AISI-304 for LA-28
15-0021	SSC	Stainless steel outer casing AISI-304 LA-35C
15-0028	SSC	Stainless steel outer casing AISI-304 LA-45C
15-0006	SSF	St. steel front & top panels AISI-304 LA-11
15-0010	SSF	St. steel front & top panels AISI-304 LA-14
15-0014	SSF	St. steel front & top panels AISI-304 LA-18
15-0035	SSF	St. steel front & top panels AISI-304 LA-22
15-0039	SSF	St. steel front & top panels AISI-304 LA-28
15-0022	SSF	St. steel front & top panels AISI-304 LA-35C/45C

Coiners and payment systems kits options

CODE	CODE WITH OPTIONS	ABREV.	DESCRIPTION	SPECIFIC COUNTRIES
19059022	12-0018	CA	CA (EUR-GBP)	Euro-UK
19059023	12-0019	CB	CB (USD-MXN-CAD)	Usa-Canada-Mexico
19059024	12-0020	CC	CC (CNY-TWD-HKD)	China-Taiwan-Hong Kong
19059026	12-0021	CD	CD (TRY-PLN)	Turkey-Poland
19059025	12-0022	CE	CE (AUD-NZD-JPY)	Australia - New Zealand - Japan
19059027	12-0023	CF	CF (RUB-ROB-CZK)	Russia - Romania - Czech Republic
19059028	12-0024	CH	CH (MYR-SGD-IDR) II	Malaysia- Singapore - Indonesia
19059029	12-0026	CI	CI (ARS-CLP-BRL)	Argentina - Chile - Brazil
19059030	12-0027	CJ	CJ (VEF-PEN-COP)	Venezuela - Peru - Colombia
19059031	12-0028	CK	CK (MAD-DZD-TND)	Morocco - Algeria - Tunisia
19059032	12-0029	CL	CL (KRW-PHP-THB)	Korea - Philippines - Thailand
19059035	12-0030	CN	CN (Euros mechanic)	
19059034	12-0017	CT	CT (Token mechanic)	
19059735	12-0016	CP	CP Central pay	

Coin box options

CODE	CODE WITH OPTIONS	ABREV.	DESCRIPTION
19045296	14-0001	A	Coin box (Key A)
19045297	14-0002	B	Coin box (Key B)
19045298	14-0003	C	Coin box (Key C)
19045299	14-0004	D	Coin box (Key D)
19045300	14-0005	E	Coin box (Key E)
19045301	14-0006	F	Coin box (Key F)
19045302	14-0007	G	Coin box (Key G)
19045303	14-0008	H	Coin box (Key H)
19045304	14-0009	I	Coin box (Key I)
19045305	14-0010	J	Coin box (Key J)
19011224	13-0012	CL	100 Token

Normal spin | Low and medium capacity

Hard-Mounted Machines | **G Force = 200** | 11 - 14 - 18 - 22 - 28 - 35 - 45 kg



LN-35C TP2

General characteristics

- Drum and jacket in AISI-304 stainless steel.
- Unit exterior manufactured in skin plate, colour grey, stainless steel appearance.
- Detergent dispenser with 4 compartments
- 8 signals for automatic liquid dosing, programmable in time and delay. 6 extra signals available optionally.
- 3 standard water inlets.
- Variable-frequency drive (standard 50-60 Hz). Balancing system controlled by the same drive.
- TOUCH PLUS programmer with 7" touch screen, 37 available languages and which lets you create an indefinite number of programs (20 pre-set).
- Allows programming, importing and exporting of programs and software updates via USB.
- Telemetry as standard: the whole wash process (temperatures, water levels) is stored on the washer and is extractable to a PC by USB memory or remotely with **FagorKconnect**.
- Wet Cleaning characteristics included in the programmer (modifiable water levels and washing speed).
- Intelligent weighing system or manual load indication system to optimise water and detergent consumption at lower loads.
- "LOADING AID" system, water inlet and spin control to load the linen.
- Washers compatible with water recovery tanks.
- CB and WRAS product certifications.

ANCHORAGE TO THE FLOOR

- These machines need to be anchored to the floor.
- FAGOR offers anchoring bases specific to each model, which must be ordered separately (see table of optional kits).
- The price of the machine does not include the anchoring base.

MODEL (#)	CODE (+)		CAPACITY KG		DOOR Ø (MM)	SPIN		HEATING TYPE	POWER KW		VOLT (**)	DIMENSIONS MM
	STANDARD	WITH OPTIONS	(1:9)	(1:10)		R.P.M.	G		HEATING	TOTAL ELEC.		
LN-11 TP2 E	19058460	18001875	11	10	373	762	200	E	6	6,3	T	719x684x1.158
LN-11 TP2 HW	19061848	18002000	11	10	373	762	200	HW	-	1,1	M	719x684x1.158
LN-14 TP2 E	19058459	18001874	14	13	373	762	200	E	9	9,5	T	719x830x1.158
LN-14 TP2 HW	19061850	18001998	14	13	373	762	200	HW	-	1,1	M	719x830x1.158
LN-18 TP2 E	19058458	18001873	20	18	460	714	200	E	12	12,75	T	788x840x1.307
LN-18 TP2 HW	19061852	18001996	20	18	460	714	200	HW	-	2,2	M	788x840x1.307
New LN-22 TP2 E	19099372	18006808	25	22	460	714	200	E	12	12,75	T	788x950x1.307
New LN-22 TP2 HW	19099373	18006809	25	22	460	714	200	HW	-	2,2	M	788x950x1.307
New LN-28 TP2 E	19099302	18006812	31	28	460	682	200	E	18	19,2	V	884x1.070x1.340
New LN-28 TP2 HW	19099307	18006813	31	28	460	682	200	HW	-	4	M	884x1.070x1.340
LN-35C TP2 E	19084582	18003488	39	35	560	644	200	E	21	22	V	979x1.066x1.411
LN-35C TP2 HW	19084588	18003489	39	35	560	644	200	HW	-	4	M	979x1.066x1.411
LN-45C TP2 E	19084592	18003491	47	42	560	644	200	E	21	23	X	979x1.200x1.411
LN-45C TP2 HW	19084593	18003492	47	42	560	644	200	HW	-	6	M	979x1.200x1.411

(#): E: Electric heating system. Stainless steel armoured heating elements.
HW: Hot Water inlet. Wash with hot water from the network.

(**): M: 230V I + N (SINGLE PHASE) Valid for 400 V III +N / 230 V III (Three-phase)
T: 400V III + N /230V III (THREE PHASE) Valid also for 230 V I+N (Single phase)
V: 400V III + N (Valid also for 230 V III)
X: 400V III +N . Upon request 230 V III.

Voltage options

CODE WITH OPTIONS	ABBREVIATION	DESCRIPTION
20-0005	440V 3~ (No N) 50/60 Hz	440V 3~ (No N) 50/60 Hz 11 kg
20-0009	440V 3~ (No N) 50/60 Hz	440V 3~ (No N) 50/60 Hz 14 kg
20-0013	440V 3~ (No N) 50/60 Hz	440V 3~ (No N) 50/60 Hz 18 kg
20-0013	440V 3~ (No N) 50/60 Hz	440V 3~ (No N) 50/60 Hz 22 kg
20-0045	440V 3~ (No N) 50/60 Hz	440V 3~ (No N) 50/60 Hz 28 kg
20-0035	440V 3~ (No N) 50/60 Hz	440V 3~ (No N) 50/60 Hz 35 kg
20-0038	440V 3~ (No N) 50/60 Hz	440V 3~ (No N) 50/60 Hz 45 kg
20-0037	230V 3~ 50/60Hz	230V 3~ 50/60Hz 45 kg

Options for washer extractors LN 11 - 14 - 18 - 22 - 28 - 35 - 45 kg

Versions and options available to include in configurable codes "18".

Factory assembly for machines ordered with their configurable code.

CODE	CODE WITH OPTIONS	ABBREVIATION	DESCRIPTION
19038354	only kit	-	External double drain 3" (recom. for LN-11/14)
New 19040866	18-0026	-	Double drain kit for LN-18/22/28/35C/45C
-	18-0009	NC	Normally closed valve
-	13-0014	RC	Water re-cycle: recirculation of bath water for LN-11. Not with KARE RECOVERY SYSTEM
-	13-0016	RC	Water re-cycle: recirculation of bath water for LN-14. Not with KARE RECOVERY SYSTEM
-	13-0018	RC	Water re-cycle: recirculation of bath water for LN-18. Not with KARE RECOVERY SYSTEM
New	13-0018	RC	Water re-cycle: recirculation of bath water for LN-22. Not with KARE RECOVERY SYSTEM
New -	13-0020	RC	Water re-cycle: recirculation of bath water for LN-28. Not with KARE RECOVERY SYSTEM
-	13-0022	RC	Water re-cycle: recirculation of bath water for LN 35/45. No disp. con KARE RECOVERY SYSTEM
-	13-0002	SG	Silicone gasket LA-11/14
New -	13-0032	SG	Silicone gasket LA-18/22/28
New 19034838	13-0035	XD	6 extra dosing signals card for LN-11-45
-	13-0001	RD	Reversible door: reverse door opening
19035771	13-0003	-	Delayed door opening
-	13-0005	TR	Tropicalized model: protected board
19079305	only kit	-	DQ-2 Dosing pump kit- 2 pumps and support (ready for 4 pumps) (Check page 42)
19096561	only kit	-	Extra dosing pump kit - DB-1
19097916			Autotransformer kit 110/230V 1,2KV -Only Models, Hot water or steam LN-11-14-18

Anchor base kit options

CODE	DESCRIPTION
19101791	Anchoring base for LN-11
19101793	Anchoring base for LN-14
19101795	Anchoring base for LN-18
19101796	Anchoring base for LN-22
19101797	Anchoring base for LN-28
19013634	Anchoring base for LN-35C
19085763	Anchoring base for LN-45C

Outer casing options

CODE WITH OPTIONS	ABBREV.	DESCRIPTION
15-0003	SSC	Stainless steel outer casing AISI-304 LN-11
15-0007	SSC	Stainless steel outer casing AISI-304 LN-14
15-0011	SSC	Stainless steel outer casing AISI-304 LN-18
15-0032	SSC	Stainless steel outer casing AISI-304 LN-22
15-0036	SSC	Stainless steel outer casing AISI-304 LN-28
15-0019	SSC	St. Steel outer casing AISI-304 LN-35C
15-0027	SSC	St. Steel outer casing AISI-304 LN-45C
15-0004	SSF	St. steel front & top panels AISI-304 LN-11
15-0008	SSF	St. steel front & top panels AISI-304 LN-14
15-0012	SSF	St. steel front & top panels AISI-304 LN-18
15-0033	SSF	St. steel front & top panels AISI-304 LN-22
15-0037	SSF	St. steel front & top panels AISI-304 LN-28
15-0020	SSF	St. steel front & top panels AISI-304 LN-35C/ LN-45C

Washer "SLUICE" options

CODE WITH OPTIONS	ABBREV.	DESCRIPTION
13-0009	SL	SLUICE - Drum with Ø 8 mm holes for LN-11
13-0027	SL	SLUICE - Drum with Ø 8 mm holes for LN-14
13-0028	SL	SLUICE - Drum with Ø 8 mm holes for LN-18
13-0041	SL	SLUICE - Drum with Ø 8 mm holes for LN-22
13-0042	SL	SLUICE - Drum with Ø 8 mm holes for LN-28
13-0030	SL	SLUICE - Drum with Ø 8 mm holes for LN-35C
13-0040	SL	SLUICE - Drum with Ø 8 mm holes for LN-45C

Coiners and payment systems kits options

CODE	CODE WITH OPTIONS	ABREV.	DESCRIPTION	SPECIFIC COUNTRIES
19059022	12-0018	CA	CA (EUR-GBP)	Euro-UK
19059023	12-0019	CB	CB (USD-MXN-CAD)	Usa-Canada-Mexico
19059024	12-0020	CC	CC (CNY-TWD-HKD)	China-Taiwan-Hong Kong
19059026	12-0021	CD	CD (TRY-PLN)	Turkey-Poland
19059025	12-0022	CE	CE (AUD-NZD-JPY)	Australia - New Zealand - Japan
19059027	12-0023	CF	CF (RUB-ROB-CZK)	Russia - Romania - Czech Republic
19059028	12-0024	CH	CH (MYR-SGD-IDR) II	Malaysia - Singapore - Indonesia
19059029	12-0026	CI	CI (ARS-CLP-BRL)	Argentina - Chile - Brazil
19059030	12-0027	CJ	CJ (VEF-PEN-COP)	Venezuela - Peru - Colombia
19059031	12-0028	CK	CK (MAD-DZD-TND)	Morocco - Algeria - Tunisia
19059032	12-0029	CL	CL (KRW-PHP-THB)	Korea - Philippines - Thailand
19059035	12-0030	CN	CN (Euros mechanic)	
19059034	12-0017	CT	CT (Token mechanic)	
19059735	12-0016	CP	CP Central pay	

Coin box options

CODE	CODE WITH OPTIONS	ABREV.	DESCRIPTION
19045296	14-0001	A	Coin box (Key A)
19045297	14-0002	B	Coin box (Key B)
19045298	14-0003	C	Coin box (Key C)
19045299	14-0004	D	Coin box (Key D)
19045300	14-0005	E	Coin box (Key E)
19045301	14-0006	F	Coin box (Key F)
19045302	14-0007	G	Coin box (Key G)
19045303	14-0008	H	Coin box (Key H)
19045304	14-0009	I	Coin box (Key I)
19045305	14-0010	J	Coin box (Key J)
19011224	13-0012	CL	100 Token

Normal spin | High capacity

Hard-Mounted Machines | **G Force = 150** | 60 - 80 kg



LN-60C TP2

General characteristics

- Drum and jacket in AISI-304 stainless steel.
- Unit exterior manufactured in skin plate, colour grey, stainless steel appearance.
- Detergent dispenser with 4 compartments
- 8 signals for automatic liquid dosing, programmable in time and delay. 6 extra signals available optionally.
- 3 standard water inlets.
- Variable-frequency drive (standard 50-60 Hz). Balancing system controlled by the same drive.
- TOUCH PLUS programmer with 7" touch screen, 37 available languages and which lets you create an indefinite number of programs (20 pre-set).
- Allows programming, importing and exporting of programs and software updates via USB.
- Telemetry as standard: the whole wash process (temperatures, water levels) is stored on the washer and is extractable to a PC by USB memory or remotely with **FagorKconnect**.
- Wet Cleaning characteristics included in the programmer (modifiable water levels and washing speed).
- Intelligent weighing system or manual load indication system to optimise water and detergent consumption at lower loads.
- "LOADING AID" system, water inlet and spin control to load the linen.
- Washers compatible with water recovery tanks.
- CB and WRAS product certifications.

ANCHORAGE TO THE FLOOR

- These machines need to be anchored to the floor.
- FAGOR offers anchoring bases specific to each model, which must be ordered separately (see table of optional kits).
- The price of the machine does not include the anchoring base.

	MODEL (#)	CODE (*)		CAPACITY KG		DOOR Ø (MM)	SPIN		HEATING TYPE	POWER KW		VOLT (**)	DIMENSIONS MM
		STANDARD	WITH OPTIONS	(1:9)	(1:10)		R.P.M.	G		HEATING	TOTAL ELEC.		
New	LN-60C TP2 E	19101668	18007181	66	60	560	505	150	E	36	41,5	X	1.225x1.279x1.640
New	LN-60C TP2 HW	19101670	18007184	66	60	560	505	150	HW	-	5,5	X	1.225x1.279x1.640
New	LN-80C TP2 E	19100954	18006967	88	80	560	505	150	E	48	53,5	X	1.225x1.492x1.640
New	LN-80C TP2 HW	19101200	18007026	88	80	560	505	150	HW	-	7,5	X	1.225x1.492x1.640

(#): E: Electric heating system. Stainless steel armoured heating elements.
HW: Hot Water inlet. Wash with hot water from the network.

(**): M: 230V I + N (SINGLE PHASE) Valid for 400 V III +N / 230 V III (Three-phase)
T: 400V III + N /230V III (THREE PHASE) Valid also for 230 V I+N (Single phase)
V: 400V III + N (Valid also for 230 V III)
X: 400V III +N . Upon request 230 V III.

Voltage options

CODE WITH OPTIONS	ABBREVIATION	DESCRIPTION
20-0028	440V 3~ (No N) 50/60 Hz	440V 3~ (No N) 50/60 Hz 60 kg
20-0048	440V 3~ (No N) 50/60 Hz	440V 3~ (No N) 50/60 Hz 80 kg
20-0026	230V 3~ 50/60Hz	230V 3~ 50/60Hz 60/80kg

Options for washer extractors LN 60 - 80 kg

Versions and options available to include in configurable codes "18".

Factory assembly for machines ordered with their configurable code.

New

New

New

CODE	CODE WITH OPTIONS	ABBREVIATION	DESCRIPTION
19035697	18-0054	-	Double drain kit for LN-60C/80C
-	18-0009	NC	Normally closed valve
-	13-0001	RD	Reversible door: reverse door opening
-	13-0005	TR	Tropicalized model: protected board
19079305	only kit	-	DQ-2 Dosing pump kit- 2 pumps and support (ready for 4 pumps) (Check page 42)
19096561	only kit	-	Extra dosing pump kit - DB-1
19011484	only kit	-	1" water inlet hose for 60C and 80C models

Anchor base kit options

CODE	DESCRIPTION
19101266	Anchoring base for LN-60C
19101267	Anchoring base for LN-80C

Outer casing options

CODE WITH OPTIONS	ABBREV.	DESCRIPTION
15-0023	SSC	Stainless steel outer casing AISI-304 LN-60C
15-0040	SSC	Stainless steel outer casing AISI-304 LN-80C
15-0024	SSF	St. steel front & top panels AISI-304 LN-60C
15-0041	SSF	St. steel front & top panels AISI-304 LN-80C

Coiners and payment systems kits options

CODE	CODE WITH OPTIONS	ABREV.	DESCRIPTION	SPECIFIC COUNTRIES
19059022	12-0018	CA	CA (EUR-GBP)	Euro-UK
19059023	12-0019	CB	CB (USD-MXN-CAD)	Usa-Canada-Mexico
19059024	12-0020	CC	CC (CNY-TWD-HKD)	China-Taiwan-Hong Kong
19059026	12-0021	CD	CD (TRY-PLN)	Turkey-Poland
19059025	12-0022	CE	CE (AUD-NZD-JPY)	Australia - New Zealand - Japan
19059027	12-0023	CF	CF (RUB-ROB-CZK)	Russia - Romania - Czech Republic
19059028	12-0024	CH	CH (MYR-SGD-IDR) II	Malaysia - Singapore - Indonesia
19059029	12-0026	CI	CI (ARS-CLP-BRL)	Argentina - Chile - Brazil
19059030	12-0027	CJ	CJ (VEF-PEN-COP)	Venezuela - Peru - Colombia
19059031	12-0028	CK	CK (MAD-DZD-TND)	Morocco - Algeria - Tunisia
19059032	12-0029	CL	CL (KRW-PHP-THB)	Korea - Philippines - Thailand
19059035	12-0030	CN	CN (Euros mechanic)	
19059034	12-0017	CT	CT (Token mechanic)	
19059735	12-0016	CP	CP Central pay	

Coin box options

CODE	CODE WITH OPTIONS	ABREV.	DESCRIPTION
19045296	14-0001	A	Coin box (Key A)
19045297	14-0002	B	Coin box (Key B)
19045298	14-0003	C	Coin box (Key C)
19045299	14-0004	D	Coin box (Key D)
19045300	14-0005	E	Coin box (Key E)
19045301	14-0006	F	Coin box (Key F)
19045302	14-0007	G	Coin box (Key G)
19045303	14-0008	H	Coin box (Key H)
19045304	14-0009	I	Coin box (Key I)
19045305	14-0010	J	Coin box (Key J)
19011224	13-0012	CL	100 Token

Payment systems

The basic models of industrial washers and dryers for self-service are prepared for connection to a pay station.

The self-service versions with electronic token/coin mechanism or token mechanism kit are obtained by connecting one of the two kits for these options to the basic self-service model. The Kit is easy to install at start up.

Different payment options

Pay Station kit:

The machine, in the form it arrives as standard, can work with any pay station system...

If you wish to remove the emergency stop push button, you can request the kit "Pay station without STOP push button".

Electronic Coiner Kit:

Lets you choose between coins or tokens, and comes prepared for the currencies indicated in the table, by country and zone.

Token or Euro mechanism kit:

Allows operation with:

- Tokens only.
- Euro coin.

FagorConnect

Payment using app for Self-Service laundries


My Laundry Time




Washer control panel conversions from the standard version, for pay station.



STANDARD CONTROL PANEL
Valid for connection to Pay Station



DISASSEMBLY OF THE "Emergency STOP push button" MODULE



"WITHOUT STOP PUSH BUTTON" CONTROL PANEL
Valid for connection to Pay Station



ASSEMBLY OF THE "TOKEN MECHANISM - COIN MECHANISM" KIT AND OF THE COIN BOX



ASSEMBLY OF THE "TOKEN MECHANISM - COIN MECHANISM" KIT AND OF THE COIN BOX

Codes for different voltages and frequencies

High spin washers

	400V III+N 50 HZ	230V III 50 HZ	230V I+N 50 HZ	400V III+N 60 HZ	230V III 60 HZ	230V I+N 60 HZ	MARINE 440V III 60 HZ WITHOUT N
LA-11 TP2 E	STD	STD	STD	STD	STD	STD	OPT
LA-11 TP2 HW	N/A	N/A	STD	N/A	N/A	STD	OPT
LA-14 TP2 E	STD	STD	STD	STD	STD	STD	OPT
LA-14 TP2 HW	N/A	N/A	STD	N/A	N/A	STD	OPT
LA-18 TP2 E	STD	STD	STD	STD	STD	STD	OPT
LA-18 TP2 HW	N/A	N/A	STD	N/A	N/A	STD	OPT
LA-22 TP2 E	STD	STD	STD	STD	STD	STD	OPT
LA-22 TP2 HW	N/A	N/A	STD	N/A	N/A	STD	OPT
LA-28 TP2 E	STD	STD	N/A	STD	STD	N/A	OPT
LA-28 TP2 HW	N/A	OPT	STD	N/A	OPT	STD	OPT
LA-35C TP2 E	STD	OPT	N/A	STD	OPT	N/A	OPT
LA-35C TP2 HW	STD	OPT	N/A	STD	OPT	N/A	OPT
LA-45C TP2 E	STD	OPT	N/A	STD	OPT	N/A	OPT
LA-45C TP2 HW	STD	OPT	N/A	STD	OPT	N/A	OPT
LA-60C TP2 E	STD	OPT	N/A	STD	OPT	N/A	OPT
LA-60C TP2 HW	STD	OPT	N/A	STD	OPT	N/A	OPT
LA-80C TP2 E	STD	OPC	NO	STD	OPC	NO	OPC
LA-80C TP2 HW	STD	OPC	NO	STD	OPC	NO	OPC
LA-100C TP2 HW	STD	OPT	N/A	STD	OPT	N/A	OPT
LA-120C TP2 HW	STD	OPT	N/A	STD	OPT	N/A	OPT

Normal spin washers

	400V III+N 50 HZ 50 HZ	230V III 50 HZ	230V I+N 50 HZ	400V III+N 60 HZ	230V III 60 HZ	230V I+N 60 HZ	MARINE 440V III 60 HZ WITHOUT N
LN-11 TP2 E	STD	STD	STD	STD	STD	STD	OPT
LN-11 TP2 HW	N/A	N/A	STD	N/A	N/A	STD	OPT
LN-14 TP2 E	STD	STD	STD	STD	STD	STD	OPT
LN-14 TP2 HW	N/A	N/A	STD	N/A	N/A	STD	OPT
LN-18 TP2 E	STD	STD	STD	STD	STD	STD	OPT
LN-18 TP2 HW	N/A	N/A	STD	N/A	N/A	STD	OPT
LN-22 TP2 E	STD	STD	STD	STD	STD	STD	OPT
LN-22 TP2 HW	N/A	N/A	STD	N/A	N/A	STD	OPT
LN-28 TP2 E	STD	STD	N/A	STD	STD	N/A	OPT
LN-28 TP2 HW	N/A	OPT	STD	N/A	OPT	STD	OPT
LN-35C TP2 E	STD	STD	N/A	STD	STD	N/A	OPT
LN-35C TP2 HW	N/A	N/A	STD	N/A	N/A	STD	OPT
LN-45C TP2 E	STD	OPT	N/A	STD	OPT	N/A	OPT
LN-45C TP2 HW	STD	OPT	N/A	STD	OPT	N/A	OPT
LN-60C TP2 E	STD	OPT	N/A	STD	OPT	N/A	OPT
LN-60C TP2 HW	STD	OPT	N/A	STD	OPT	N/A	OPT
LN-80C TP2 E	STD	OPC	NO	STD	OPC	NO	OPC
LN-80C TP2 HW	STD	OPC	NO	STD	OPC	NO	OPC

N/A: Not available
OPT: Optional
STD: Standard



Dryers

Single pocket dryers.....	209
Stack dryers.....	216
Heat pump dryers.....	221

Special models or any other variant on the standard model are to be assembled in factory, and carry a supplement over the price indicated for the standard model.

Please consult Fagor Professional for any other variant or option not reflected on this list.

Product range

Single pocket dryers



CONTROL TYPE	HEATING	Capacity					
		11-12 kg	14-15 kg	17-18 kg	22-24 kg	27-31 kg	33-37 kg
Touch Plus Control (TP2) Easy Control (M) SELF-SERVICE	Electric Gas	SR-11 TP2	SR-14 TP2	SR-18 TP2	SR-22 TP2	SR-28 TP2	SR-35 TP2



CONTROL TYPE	HEATING	Capacity					
		11-12 kg	14-15 kg	17-18 kg	22-24 kg	27-31 kg	33-37 kg
Easy Control (M) SELF-SERVICE	Electric Gas	SR-11 M	SR-14 M	SR-18 M	SR-22 M	SR-28 M	SR-35 M

Economic Line

CONTROL TYPE	HEATING	Capacity					
		11-12 kg	14-15 kg	17-18 kg	22-24 kg	27-31 kg	33-37 kg
Easy Control (M) SELF-SERVICE	Electric Gas	SC-11 M	SC-14 M	SC-18 M	SC-22 M	SC-28 M	SC-35 M

NOTE: All models up to SR-35 are convertible to self-service mode, with a coin mechanism, tokens or for central payment, etc.

Stack dryers




CONTROL TYPE	HEATING	Capacity				Capacity			
		11-12 kg	14-15 kg	17-18 kg	22-24 kg	11-12 kg	14-15 kg	17-18 kg	22-24 kg
Touch Plus Control (TP2) Easy Control (M)	Electric Gas	SR-2-11 TP2	SR-2-14 TP2	SR-2-18 TP2	SR-2-22 TP2	SR-2-11 M	SR-2-14 M	SR-2-18 M	SR-2-22 M

Economic Line

CONTROL TYPE	HEATING	Capacity			
		11-12 kg	14-15 kg	17-18 kg	22-24 kg
Touch Plus Control (TP2) Easy Control (M)	Electric Gas	SC-2-11 M	SC-2-14 M	SC-2-18 M	SC-2-22 M

NOTE: All models are convertible to self-service mode, with a coin mechanism, tokens or for central payment, etc.

Heat pump dryers



CONTROL TYPE	HEATING	Capacity			
		11-12 kg	14-15 kg	17-18 kg	22-24 kg
Touch Plus Control (TP2)	Heat pump	SR-11 TP2 PLUS HPI	SR-14 TP2 PLUS HPI	SR-18 TP2 PLUS HPI	SR-22 TP2 PLUS HPI

NOTE: All models are convertible to self-service mode, with a coin mechanism, tokens or for central payment, etc.

Single pocket dryers

ADVANCE, CONCEPT and ECONOMIC LINE models can be acquired in Self-Service versions, keeping the same features as the standard versions. Therefore, Fagor dryers offer a great versatility as the self-service versions can easily be adapted to different paying options.

 ADVANCE

CONCEPT

ECONOMIC-LINE





11 - 14 - 18 - 22 - 28 - 35 kg



SR-11 TP2

SR-35 TP2

General characteristics

- Green flow system: air recirculation system that allows air to be reused for greater energy savings and improved airflow.
- iDry System (Intelligent moisture sensor + temperature control at the drum entrance).
- Double skin that provides thermal insulation for the best possible energy efficiency.
- Fully Programmable Touch Plus Control Processor (TP2) with 7" touchscreen.
- Total Flow: Optimised axial-radial airflow.
- External steel casing with grey coating (skinplate), stainless steel, easy to clean finish.
- Stainless steel drum.
- Drum with stamped perforations to guarantee the gentle treatment of fabrics.
- Automatic reverse rotation of the drum.
- Frequency inverter for smoother operation.
- Double-glazed door with a large opening.
- Fire Kare System (Integrated fire prevention system).
- Motion transmission by geared motor on models up to 22 kg, by pulley and Poly-V belts with the drum supported by wheel on models between 28 and 80 kg.
- Models available with electric, gas or steam heating.
- **FagorKconnect** - Standard IOT connectivity.

MODEL (#)	CODE (*)		CAPACITY KG.		PRODUCTION KG/H	DOOR Ø (MM)	HEATING TYPE	POWER KW		VOLT (**)	DIMENSIONS MM
	STANDARD	WITH OPTIONS	(1:18)	(1:20)				HEATING	TOTAL ELEC.		
SR-11 TP2 E	19071860	18003083	12	11	21	574	Elec	12	12,67	V	785x855x1.694
SR-11 TP2 G	19071861	18003084	12	11	23	574	Gas	20,5	0,67	M	785x855x1.694
SR-14 TP2 E	19084977	18003880	12	14	30	574	Elec	18	18,67	V	785x989x1.694
SR-14 TP2 G	19084978	18003881	12	14	34	574	Gas	20,5	0,67	M	785x989x1.694
SR-18 TP2 E	19071872	18003094	18	17	33	574	Elec	18	18,67	V	785x1.125x1.694
SR-18 TP2 G	19071873	18003095	18	17	35	574	Gas	20,5	0,67	M	785x1.125x1.694
SR-22 TP2 E	19071882	18003105	26	23	35	574	Elec	24	24,97	V	890x1.255x1.812
SR-22 TP2 G	19071883	18003106	26	23	41	574	Gas	31	0,97	M	890x1.255x1.812
SR-28 TP2 E	19071893	18003116	31	27	53	802	Elec	30	31,15	V	985x1.054x1.946
SR-28 TP2 G	19071894	18003117	31	27	56	802	Gas	41	1,15	M	985x1.054x1.946
SR-35 TP2 E	19071902	18003125	37	33	65	802	Elec	36	37,15	V	985x1.210x1.946
SR-35 TP2 G	19071359	18003126	37	33	70	802	Gas	41	1,15	M	985x1.210x1.946

(*) : STANDARD Code: Use this code for orders of machines which do not include any option or version different to standard. The retail price is as indicated in the table.
 WITH OPTIONS Code: Use this code for orders of machines which include any option or options from the table OPTIONS FOR DRYERS.
 The retail price is calculated by adding the price increases for each option to the retail price of the standard code.

(#): MODEL : Heating Systems.
 E : Resistance heating.
 G : Gas heating system. Ignition system. (Butane, Propane, Natural, etc.).

(**): T : Code for 230 V III / 400 V III +N (Three-phase) 50/60 Hz.
 M : SINGLE PHASE Model (230 V I+N), 230 V III (Three-phase) - 400 V III +N (Three-phase) 50/60 Hz.
 V : Code for 400 V III +N (Three-phase) 50 Hz. (Optional, 230 V III) 50 Hz.
 FOR BOATS : Only models with electric heating. Voltage for boats 440 V III - without neutral - 60 Hz.

Options for ADVANCE dryers 11 - 14 - 18 - 22 - 28 - 35 kg

Versions and options available to include in configurable codes "18".

Factory assembly for machines ordered with their configurable code.

CODE	CODE WITH OPTIONS	ABBREVIATION	DESCRIPTION
19072542	0005-0001	IMC	iDRY Humidity sensor
-	0003-0001	DG	Double doorglass SR-11-22
-	0003-0002	DG	Double doorglass SR-28-35
-	0004-0001	FEX	Fire extinguisher SR-11/14/18
-	0004-0002	FEX	Fire extinguisher SR-22/28
-	0004-0003	FEX	Fire extinguisher SR-35
-	0001-0001	RD	Opposite door opening SR-11-35
-	0035-0001	TR	Tropicalized model
-	0038-0001	DS	Dosing-spraying
-	0034-0001	AF	Back panel with air filter
-	0033-0002	F06	Fluff filter with grid 0,6 mm (standard is 0,3 mm)
-	0033-0003	F12	Fluff filter with grid 1,2 mm (standard is 0,3 mm)
-	0077-0001	RP	Reduced power (12 kW instead of 18 kW) SR-14/18 Electric

Packing options

CODE WITH OPTIONS	ABBREV.	DESCRIPTION
0006-0001	WB	Maritime wooden packing SR-11
0006-0002	WB	Maritime wooden packing SR-14/18
0006-0003	WB	Maritime wooden packing SR-22
0006-0004	WB	Maritime wooden packing SR-28
0006-0005	WB	Maritime wooden packing SR-35

Voltage options

CODE WITH OPTIONS	ABBREVIATION	DESCRIPTION
0008-0005	400V 3N 60 Hz	400V 3N 60 Hz SR 11-35
0008-0025	230V 3~ 50 Hz	230V 3~ 50 Hz SR 11/18 E
0008-0035	230V 3~ 50 Hz	230V 3~ 50 Hz SR 22-35 E
0008-0045	230V 3~ 60 Hz	230V 3~ 60 Hz SR 11/18 E
0008-0050	230V 3~ 60 Hz	230V 3~ 60 Hz SR 22-35 E
0008-0055	230V 3~ 60 Hz	230V 3~ 60 Hz SR 11/35 G/V
0008-0080	230V 1N 50 Hz	230V 1N 50 Hz SR 11 E
0008-0105	440/480V 3~ 60 Hz	440/480V 3~ 60 Hz SR 11/18
0008-0115	440/480V 3~ 60 Hz	440/480V 3~ 60 Hz SR 22-35

Outer casing options

CODE WITH OPTIONS	ABBREV.	DESCRIPTION
0002-0001	SSC	Stainless steel front and side panels 11
0002-0002	SSC	Stainless steel front and side panels 14/18
0002-0003	SSC	Stainless steel front and side panels 22
0002-0004	SSC	Stainless steel front and side panels 28
0002-0005	SSC	Stainless steel front and side panels 35
0002-0020	SSF	Front panel in stainless steel 11/14/18
0002-0021	SSF	Front panel in stainless steel 22
0002-0022	SSF	Front panel in stainless steel 28/35

Coiners and payment systems kits options

CODE	CODE WITH OPTIONS	ABREV.	DESCRIPTION	SPECIFIC COUNTRIES
19059022	30-0018	CA	CA (EUR-GBP)	Euro-UK
19059023	30-0019	CB	CB (USD-MXN-CAD)	Usa-Canada-Mexico
19059024	30-0020	CC	CC (CNY-TWD-HKD)	China-Taiwan-Hong Kong
19059026	30-0021	CD	CD (TRY-PLN)	Turkey-Poland
19059025	30-0022	CE	CE (AUD-NZD-JPY)	Australia - New Zealand - Japan
19059027	30-0023	CF	CF (RUB-ROB-CZK)	Russia - Romania - Czech Republic
19059028	30-0024	CH	CH (MYR-SGD-IDR) II	Malaysia - Singapore - Indonesia
19059029	30-0026	CI	CI (ARS-CLP-BRL)	Argentina - Chile - Brazil
19059030	30-0027	CJ	CJ (VEF-PEN-COP)	Venezuela - Peru - Colombia
19059031	30-0028	CK	CK (MAD-DZD-TND)	Morocco - Algeria - Tunisia
19059032	30-0029	CL	CL (KRW-PHP-THB)	Korea - Philippines - Thailand
19059035	30-0030	CN	CN (Euros mechanic)	
19059034	30-0017	CT	CT (Token mechanic)	
19059735	30-0016	CP	CP Central pay	

Coin box options

CODE	CODE WITH OPTIONS	ABREV.	DESCRIPTION
19045296	14-0011	A	Coin box (Key A)
19045297	14-0012	B	Coin box (Key B)
19045298	14-0013	C	Coin box (Key C)
19045299	14-0014	D	Coin box (Key D)
19045300	14-0015	E	Coin box (Key E)
19045301	14-0016	F	Coin box (Key F)
19045302	14-0017	G	Coin box (Key G)
19045303	14-0018	H	Coin box (Key H)
19045304	14-0019	I	Coin box (Key I)
19045305	14-0020	J	Coin box (Key J)
19011224	-	CL	100 Token

CONCEPT

11 - 14 - 18 - 22 - 28 - 35 kg



SR-11 M

SR-35 M

General characteristics

- Easy Control Processor (M) with time and temperature control.
- External steel casing with grey coating (skinplate), stainless steel, easy to clean finish.
- Stainless steel drum.
- Axial-radial airflow, resulting in greater drying efficiency.
- Drum with stamped perforations for the gentle treatment of fabrics.
- Lint filter at the bottom, more ergonomic, larger and improved airflow.
- Automatic reverse rotation of the drum.
- Frequency inverter for smoother operation.
- Ergonomic door with a large opening and the option of double glazing.
- Anti-wrinkle system.
- End of cycle tone.
- Emergency stop button and security micro magnet to stop operation.
- Motion transmission by geared motor on models up to 22 kg, by pulley and Poly-V belts with the drum supported by wheel on models between 28 and 35 kg.

Options:


- Optional screen to view time, temperature and programme (3 possible programmes). The technical menu can also be accessed without having to use the console.

MODEL (#)	CODE (*)		CAPACITY KG.		PRODUCTION KG/H	DOOR Ø (MM)	HEATING TYPE	POWER KW		VOLT (**)	DIMENSIONS MM
	STANDARD	WITH OPTIONS	(1:18)	(1:20)				HEATING	TOTAL ELEC.		
SR-11 M E	19071857	18003080	12	11	21	574	Elec	12	12,67	V	785x855x1.694
SR-11 M G	19071858	18003081	12	11	23	574	Gas	20,5	0,67	M	785x855x1.694
SR-14 M E	19084974	18003877	12	14	30	574	Elec	18	18,67	V	785x989x1.694
SR-14 M G	19084975	18003878	12	14	34	574	Gas	20,5	0,67	M	785x989x1.694
SR-18 M E	19071868	18003091	18	17	33	574	Elec	18	18,67	V	785x1.125x1.694
SR-18 M G	19071870	18003092	18	17	35	574	Gas	20,5	0,67	M	785x1.125x1.694
SR-22 M E	19071880	18003102	26	23	35	574	Elec	24	24,97	V	890x1.255x1.812
SR-22 M G	19071361	18003103	26	23	41	574	Gas	31	0,97	M	890x1.255x1.812
SR-28 M E	19071890	18003113	31	27	53	802	Elec	30	31,15	V	985x1.054x1.975
SR-28 M G	19071891	18003114	31	27	56	802	Gas	41	1,15	M	985x1.054x1.975
SR-35 M E	19071899	18003122	37	33	65	802	Elec	36	37,15	V	985x1.210x1.975
SR-35 M G	19071900	18003123	37	33	70	802	Gas	41	1,15	M	985x1.210x1.975

(*): STANDARD Code: Use this code for orders of machines which do not include any option or version different to standard. The retail price is as indicated in the table.
WITH OPTIONS Code: Use this code for orders of machines which include any option or options from the table OPTIONS FOR DRYERS.
The retail price is calculated by adding the price increases for each option to the retail price of the standard code.

(#): MODEL: Heating Systems.
E: Resistance heating.
G: Gas heating system. Ignition system. (Butane, Propane, Natural, etc.).

(**): T: Code for 230 V III / 400 V III +N (Three-phase) 50/60 Hz.
M: SINGLE PHASE Model (230 V I+N), 230 V III (Three-phase) - 400 V III +N (Three-phase) 50/60 Hz.
V: Code for 400 V III +N (Three-phase) 50 Hz. (Optional, 230 V III) 50 Hz.
FOR BOATS: Only models with electric heating. Voltage for boats 440 V III - without neutral - 60 Hz.



New display option for M electronic control (models from 11 to 35 kg) that allows to display time, temperature and program.

Options for CONCEPT dryers 11 - 14 - 18 - 22 - 28 - 35 kg

Versions and options available to include in configurable codes "18".

Factory assembly for machines ordered with their configurable code.

CODE WITH OPTIONS	ABBREVIATION	DESCRIPTION
0003-0001	DG	Double doorglass SR-11-28
0003-0002	DG	Double doorglass SR-35
0001-0001	RD	Opposite door opening SR-11-35
0049-0001	BMS	M programmer display for 11 to 35kg
0034-0001	AF	Back panel with air filter
0033-0002	F06	Fluff filter with grid 0,6 mm (standard is 0,3 mm)
0033-0003	F12	Fluff filter with grid 1,2 mm (standard is 0,3 mm)
0077-0001	RP	Reduced power (12 kW instead of 18 kW) SR-14/18 Electric

Packing options

CODE WITH OPTIONS	ABBREVIATION	DESCRIPTION
0006-0001	WB	Maritime wooden packing SR-11
0006-0002	WB	Maritime wooden packing SR-14/18
0006-0003	WB	Maritime wooden packing SR-22
0006-0004	WB	Maritime wooden packing SR-28
0006-0005	WB	Maritime wooden packing SR-35

Voltage options

CODE WITH OPTIONS	ABBREVIATION	DESCRIPTION
0008-0005	400V 3N 60 Hz	400V 3N 60 Hz, SR-11-35
0008-0025	230V 3~ 50 Hz	230V 3~ 50 Hz, SR-11/14/18 E
0008-0035	230V 3~ 50 Hz	230V 3~ 50 Hz, SR-22-35 E
0008-0045	230V 3~ 60 Hz	230V 3~ 60 Hz, SR-11/14/18 E
0008-0050	230V 3~ 60 Hz	230V 3~ 60 Hz, SR-22,35 E
0008-0055	230V 3~ 60 Hz	230V 3~ 60 Hz, SR-11-35 G/V
0008-0080	230V 1N 50 Hz	230V 1N 50 Hz, SR-11 E
0008-0105	440/480V 3~ 60 Hz	440/480V 3~ 60 Hz, SR-11/14/18
0008-0115	440/480V 3~ 60 Hz	440/480V 3~ 60, Hz SR-22-35

Outer casing options

CODE WITH OPTIONS	ABBREVIATION	DESCRIPTION
0002-0001	SSC	Stainless steel front and side panels 11
0002-0002	SSC	Stainless steel front and side panels 14/18
0002-0003	SSC	Stainless steel front and side panels 22
0002-0004	SSC	Stainless steel front and side panels 28
0002-0005	SSC	Stainless steel front and side panels 35
0002-0020	SSF	Front panel in stainless steel 11/14/18
0002-0021	SSF	Front panel in stainless steel 22
0002-0022	SSF	Front panel in stainless steel 28/35

Coiners and payment systems kits options

CODE	CODE WITH OPTIONS	ABREV.	DESCRIPTION	SPECIFIC COUNTRIES
19059022	30-0018	CA	CA (EUR-GBP)	Euro-UK
19059023	30-0019	CB	CB (USD-MXN-CAD)	Usa-Canada-Mexico
19059024	30-0020	CC	CC (CNY-TWD-HKD)	China-Taiwan-Hong Kong
19059026	30-0021	CD	CD (TRY-PLN)	Turkey-Poland
19059025	30-0022	CE	CE (AUD-NZD-JPY)	Australia - New Zealand - Japan
19059027	30-0023	CF	CF (RUB-ROB-CZK)	Russia - Romania - Czech Republic
19059028	30-0024	CH	CH (MYR-SGD-IDR) II	Malaysia - Singapore - Indonesia
19059029	30-0026	CI	CI (ARS-CLP-BRL)	Argentina - Chile - Brazil
19059030	30-0027	CJ	CJ (VEF-PEN-COP)	Venezuela - Peru - Colombia
19059031	30-0028	CK	CK (MAD-DZD-TND)	Morocco - Algeria - Tunisia
19059032	30-0029	CL	CL (KRW-PHP-THB)	Korea - Philippines - Thailand
19059035	30-0030	CN	CN (Euros mechanic)	
19059034	30-0017	CT	CT (Token mechanic)	
19059735	30-0016	CP	CP Central pay	

Coin box options

CODE	CODE WITH OPTIONS	ABREV.	DESCRIPTION
19045296	14-0011	A	Coin box (Key A)
19045297	14-0012	B	Coin box (Key B)
19045298	14-0013	C	Coin box (Key C)
19045299	14-0014	D	Coin box (Key D)
19045300	14-0015	E	Coin box (Key E)
19045301	14-0016	F	Coin box (Key F)
19045302	14-0017	G	Coin box (Key G)
19045303	14-0018	H	Coin box (Key H)
19045304	14-0019	I	Coin box (Key I)
19045305	14-0020	J	Coin box (Key J)
19011224	-	CL	100 Token

Economic line

11 - 14 - 18 - 22 - 28 - 35 kg



General characteristics

- Easy Control Processor (M) with time and temperature control.
- Galvanised drum.
- Panels painted white.
- Automatic reverse rotation of the drum.
- Lint filter at the bottom, more ergonomic, larger and improved airflow.
- Frequency inverter for smoother operation.
- Ergonomic door with large opening.
- Anti-wrinkle system.

OPTION

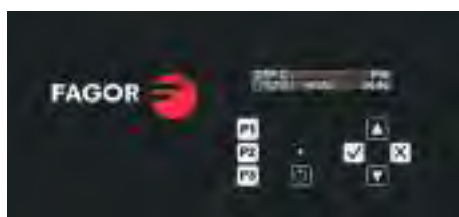
- Optional screen to view time, temperature and programme (3 possible programmes). The technical menu can also be accessed without having to use the console.

MODEL (#)	CODE (*)		CAPACITY KG.		PRODUCTION KG/H	DOOR Ø (MM)	HEATING TYPE	POWER KW		VOLT (**)	DIMENSIONS MM
	STANDARD	WITH OPTIONS	(1:18)	(1:20)				HEATING	TOTAL ELEC.		
SC-11 M E	19071866	18003089	12	11	20	574	Elec	12	12,67	V	785x855x1.694
SC-11 M G	19071867	18003090	12	11	23	574	Gas	20,5	0,67	M	785x855x1.694
SC-14 M E	19084983	18003886	12	14	30	574	Elec	18	18,67	V	785x989x1.694
SC-14 M G	19084984	18003887	12	14	34	574	Gas	20,5	0,67	M	785x989x1.694
SC-18 M E	19071878	18003100	18	17	31	574	Elec	18	18,67	V	785x1.125x1.694
SC-18 M G	19071879	18003101	18	17	35	574	Gas	20,5	0,67	M	785x1.125x1.694
SC-22 M E	19071888	18003111	26	23	35	574	Elec	24	24,97	V	890x1.255x1.812
SC-22 M G	19071889	18003112	26	23	41	574	Gas	31	0,97	M	890x1.255x1.812
SC-28 M E	19084985	18003888	31	27	53	802	Elec	30	31,15	V	985x1.054x1.946
SC-28 M G	19084986	18003889	31	27	56	802	Gas	41	1,15	M	985x1.054x1.946
SC-35 M E	19084987	18003890	37	33	65	802	Elec	36	37,15	V	985x1.210x1.946
SC-35 M G	19084988	18003891	37	33	70	802	Gas	41	1,15	M	985x1.210x1.946

(*) : STANDARD Code: Use this code for orders of machines which do not include any option or version different to standard. The retail price is as indicated in the table.
WITH OPTIONS Code: Use this code for orders of machines which include any option or options from the table OPTIONS FOR DRYERS.
The retail price is calculated by adding the price increases for each option to the retail price of the standard code.

(#) : MODEL : Heating Systems.
E : Resistance heating.
G : Gas heating system. Ignition system. (Butane, Propane, Natural, etc.).

(**) : E : 50 Hz -Optional 60 Hz.
G - S: 50 Hz - 60 Hz
M : SINGLE PHASE (230 V 1+N). 230 V III (Three-phase) -400 V III +N (Three phase)
V : 400 V III +N (Three-phase) (Optional, 230 V II)



New display option for M electronic control (models from 11 to 35 kg) that allows to display time, temperature and program.

Options for **ECONOMIC LINE** dryers 11 - 14 - 18 - 22 - 28 - 35 kg

Versions and options available to include in configurable codes "18".

Factory assembly for machines ordered with their configurable code.

CODE WITH OPTIONS	ABBREVIATURA	DESCRIPTION
0001-0001	RD	Opposite door opening 11-35
0034-0001	AF	Back panel with air filter
0049-0001	BMS	M programmer display for 11 to 35kg
0077-0001	RP	Reduced power (12 kW instead of 18 kW) SR-14/18 Electric

Packing options

CODE WITH OPTIONS	ABBREVIATION	DESCRIPTION
0006-0001	WB	Maritime wooden packing SC-11
0006-0002	WB	Maritime wooden packing SC-14/18
0006-0003	WB	Maritime wooden packing SC-22
0006-0004	WB	Maritime wooden packing SC-28
0006-0005	WB	Maritime wooden packing SC-35

Voltage options

CODE WITH OPTIONS	ABBREVIATION	DESCRIPTION
0008-0005	400V 3N 60 Hz	400V 3N 60 Hz, SC-11-35
0008-0025	230V 3~ 50 Hz	230V 3~ 50 Hz, SC-11/14/18 E
0008-0035	230V 3~ 50 Hz	230V 3~ 50 Hz, SC-22
0008-0045	230V 3~ 60 Hz	230V 3~ 60 Hz, SC-11/14/18 E
0008-0050	230V 3~ 60 Hz	230V 3~ 60 Hz, SC-22-28
0008-0055	230V 3~ 60 Hz	230V 3~ 60 Hz, SC-11-35 G/V
0008-0080	230V 1N 50 Hz	230V 1N 50 Hz, SC-11 E
0008-0105	440/480V 3~ 60 Hz	440/480V 3~ 60 Hz, SC-11/14/18
0008-0115	440/480V 3~ 60 Hz	440/480V 3~ 60 Hz, SC-22-35

Coiners and payment systems kits options

CODE	CODE WITH OPTIONS	ABREV.	DESCRIPTION	SPECIFIC COUNTRIES
19059022	30-0018	CA	CA (EUR-GBP)	Euro-UK
19059023	30-0019	CB	CB (USD-MXN-CAD)	Usa-Canada-Mexico
19059024	30-0020	CC	CC (CNY-TWD-HKD)	China-Taiwan-Hong Kong
19059026	30-0021	CD	CD (TRY-PLN)	Turkey-Poland
19059025	30-0022	CE	CE (AUD-NZD-JPY)	Australia - New Zealand - Japan
19059027	30-0023	CF	CF (RUB-ROB-CZK)	Russia - Romania - Czech Republic
19059028	30-0024	CH	CH (MYR-SGD-IDR) II	Malaysia- Singapore - Indonesia
19059029	30-0026	CI	CI (ARS-CLP-BRL)	Argentina - Chile - Brazil
19059030	30-0027	CJ	CJ (VEF-PEN-COP)	Venezuela - Peru - Colombia
19059031	30-0028	CK	CK (MAD-DZD-TND)	Morocco - Algeria - Tunisia
19059032	30-0029	CL	CL (KRW-PHP-THB)	Korea - Philippines - Thailand
19059035	30-0030	CN	CN (Euros mechanic)	
19059034	30-0017	CT	CT (Token mechanic)	
19059735	30-0016	CP	CP Central pay	

Coin box options

CODE	CODE WITH OPTIONS	ABREV.	DESCRIPTION
19045296	14-0011	A	Coin box (Key A)
19045297	14-0012	B	Coin box (Key B)
19045298	14-0013	C	Coin box (Key C)
19045299	14-0014	D	Coin box (Key D)
19045300	14-0015	E	Coin box (Key E)
19045301	14-0016	F	Coin box (Key F)
19045302	14-0017	G	Coin box (Key G)
19045303	14-0018	H	Coin box (Key H)
19045304	14-0019	I	Coin box (Key I)
19045305	14-0020	J	Coin box (Key J)
19011224	-	CL	100 Token

Stack dryers

Optimise space with stack dryers

Fagor double drum dryers are compact machines ideal for laundries with little available space and, while they have been designed with the self-service sector in mind, they are also available for hotels, small laundries, etc.

Equipped with all the characteristics of the ADVANCE, CONCEPT and ECONOMIC LINE models.

 ADVANCE

CONCEPT

Economic-line



01.

Versatility

With two drums and greater versatility thanks to two sets of controls, the new stack dryers offer a greater operating capacity and space optimisation.

02.


Ease

There is one single connection and extraction tube. Installation and maintenance are therefore quicker and easier.

03.

Self-service

This type of dryer is specially designed for the self-service sector.



General characteristics

- Fully programable Touch Plus Control "TP2" with 7" colour touchscreen.
 - External construction in grey skinplate, aesthetic stainless steel.
 - Large loading door (180° opening).
 - Automatic reverse rotation of the drum.
 - Mixed Flow: axial-radial mixed flow.
 - Soft Touch: perforated drum.
 - Lint filter at the bottom, more ergonomic, larger and improved airflow.
 - Anti-wrinkle system.
 - **FagorKonnnect** - Standard IOT connectivity.
- Options:
- Double glazed door.
 - iDRY intelligence moisture detector.
 - Fire Kare SYSTEM integrated fire prevention system.

MODEL (#)	CODE (*)		CAPACITY KG.		PRODUCTION KG/H	DOOR Ø (MM)	HEATING TYPE	POWER KW		VOLT (**)	DIMENSIONS MM
	STANDARD	WITH OPTIONS	(1:18)	(1:20)				HEATING	TOTAL ELEC.		
SR-2-11 TP2 E	19071933	18003158	2x12	2x11	30,6	574	Elec	2x12	1,34	V	785x972x1980
SR-2-11 TP2 G	19071934	18003159	2x12	2x11	30,6	574	Gas	2x12	1,34	M	785x972x1980
SR-2-14 TP2 E	19101273	18007099	2x15	2x14	33,8	574	Elec	2x12	1,34	V	785x1106x1980
SR-2-14 TP2 G	19101274	18007100	2x15	2x14	33,8	574	Gas	2x12	1,34	V	785x1106x1981
SR-2-18 TP2 E	19071939	18003164	2x18	2x17	36	574	Elec	2x12	1,34	M	785x1242x1979
SR-2-18 TP2 G	19071362	18003165	2x18	2x17	36	574	Gas	2x12	1,34	V	785x1242x1980
SR-2-18 TP2 G POWERED	19071945	18003170	2x18	2x17	70,7	574	Gas	2x24	1,94	V	785x1443x1980
New SR-2-22 TP2 G	19101279	18007105	2x24	2x22	88,0	574	Gas	2x30,4	1,94	V	870x1328x2117

Options for stack dryers ADVANCE

CODE	CODE WITH OPTIONS	ABBREVIATION	DESCRIPTION
19072543	0005-0002	IMC	iDRY for STACK (order 1 unit per column)
-	0003-0003	DG	Double doorglass (order 1 unit per column)
-	0004-0006	SFEX	Fire extinguisher STACK
-	0035_0002	TR	Tropicalized model
-	0001-0002	RD	Opposite door opening (order 1 unit per column)
-	0038-0002	DS	Dosing-spraying (1 unit x column)
-	0034-0002	AF	Back panel with air filter (STACK)
-	0033-0001	F03	Fluff filter with grid 0,3 mm (standard in STACK is 0,6 mm)

Outer casing options

CODE WITH OPTIONS	ABBREV.	DESCRIPTION
0002-0009	SSC	Stainless steel front and side panels SR-2-11
0002-0055	SSC	Stainless steel front and side panels SR-2-14
0002-0010	SSC	Stainless steel front and side panels SR-2-18
0002-0056	SSC	Stainless steel front and side panels SR-2-22
0002-0024	SSF	Front panel in stainless steel SR-2-11/18
0002-0057	SSF	Front panel in stainless steel SR-2-22

Voltage options

CODE WITH OPTIONS	ABBREVIATION	DESCRIPTION
0008-0095	400V 3~ 50 Hz	400V 3~ 50 Hz 11-18
0008-0010	400V 3~ 60 Hz	400V 3N 60 Hz 11-18
0008-0070	230V 3~ 60 Hz	230V 3~ 60 Hz 11/18 G
0008-0075	230V 3~ 60 Hz	230V 3~ 60 Hz 11/18 E
0008-0170	440V/480V 3~ 60 Hz	440V/480V 3~ 60 Hz 11-18

Packing options

CODE WITH OPTIONS	ABBREVIATION	DESCRIPTION
0006-0009	WB	Maritime wooden packing SR-2-11
0006-0015	WB	Maritime wooden packing SR-2-14
0006-0010	WB	Maritime wooden packing SR-2-18
0006-0016	WB	Maritime wooden packing SR-2-22

CONCEPT



General characteristics

- Easy control "M" with the possibility to control the time and the temperature.
 - Outer casing in grey skinplate, stainless steel look.
 - Large loading door (opening 180°).
 - Autoreverse drum, standard in all models.
 - Souft touch: perforated drum with stamped holes.
 - Lint filter with grid 0,6mm as standard, larger and improved airflow.
 - Anti-crease system.
 - Stainless Steel drum.
 - Mixed flow: Axial-Radial Flow
- Options:
- Double glass door.

MODEL (#)	CODE (*)		CAPACITY KG.		PRODUCTION KG/H	DOOR Ø (MM)	HEATING TYPE	POWER KW		VOLT (**)	DIMENSIONS MM
	STANDARD	WITH OPTIONS	(1:18)	(1:20)				HEATING	TOTAL ELEC.		
SR-2-11 M E	19071935	18003160	2x12	2x11	30,6	574	Elec	2x12	1,34	V	785x972x1980
SR-2-11 M G	19071936	18003161	2x12	2x11	30,6	574	Gas	2x12	1,34	M	785x972x1980
SR-2-14 M E	19101275	18007101	2x15	2x14	33,8	574	Elec	2x12	1,34	V	785x1106x1980
SR-2-14 M G	19101276	18007102	2x15	2x14	33,8	574	Gas	2x12	1,34	V	785x1106x1981
SR-2-18 M E	19071940	18003166	2x18	2x17	36	574	Elec	2x12	1,34	M	785x1242x1979
SR-2-18 M G	19071941	18003167	2x18	2x17	36	574	Gas	2x12	1,34	V	785x1242x1980
SR-2-18 M G POWERED	19071946	18003171	2x18	2x17	70,7	574	Gas	2x24	1,94	V	785x1443x1980
New SR-2-22 M G	19101280	18007106	2x24	2x22	88,0	574	Gas	2x30,4	1,94	V	870x1328x2117

Options for stack dryers CONCEPT

CODE WITH OPTIONS	ABBREVIATION	DESCRIPTION
0003-0003	DG	Double doorglass (order 1 unit per column)
0049-0002	BMS	Screen in M programmer (2 units)
0033-0001	AF	Fluff filter with grid 0,3 mm (standard in STACK is 0,6 mm)
0001-0002	RD	Opposite door opening (order 1 unit per column)

Outer casing options

CODE WITH OPTIONS	ABBREV.	DESCRIPTION
0002-0009	SSC	Stainless steel front and side panels SR-2-11
0002-0055	SSC	Stainless steel front and side panels SR-2-14
0002-0010	SSC	Stainless steel front and side panels SR-2-18
0002-0056	SSC	Stainless steel front and side panels SR-2-22
0002-0024	SSF	Front panel in stainless steel SR-2-11/18
0002-0057	SSF	Front panel in stainless steel SR-2-22

Voltage options

CODE WITH OPTIONS	ABBREVIATION	DESCRIPTION
0008-0095	400V 3~ 50 Hz	400V 3~ 50 Hz 11-18
0008-0010	400V 3~ 60 Hz	400V 3N 60 Hz 11-18
0008-0070	230V 3~ 60 Hz	230V 3~ 60 Hz 11/18 G
0008-0075	230V 3~ 60 Hz	230V 3~ 60 Hz 11/18 E
0008-0170	440V/480V 3~ 60 Hz	440V/480V 3~ 60 Hz 11-18

Packing options

CODE WITH OPTIONS	ABBREVIATION	DESCRIPTION
0006-0009	WB	Maritime wooden packing SR-2-11
0006-0015	WB	Maritime wooden packing SR-2-14
0006-0010	WB	Maritime wooden packing SR-2-18
0006-0016	WB	Maritime wooden packing SR-2-22

Economic line



General characteristics

- Easy control "M" with the possibility to control the time and the temperature.
- White painted panels.
- Large loading door (opening 180°).
- Autoreverse drum, standard in all models.
- Galvanized Steel drum.
- Radial Flow.
- Lint filter with grid 0,6mm as standard, larger and improved airflow.
- Anti-crease system.

MODEL (#)	CODE (*)		CAPACITY KG.		PRODUCTION KG/H	DOOR Ø (MM)	HEATING TYPE	POWER KW		VOLT (**)	DIMENSIONS MM
	STANDARD	WITH OPTIONS	(1:18)	(1:20)				HEATING	TOTAL ELEC.		
SC-2-11 M E	19071937	18003162	2x12	2x11	30,6	574	Elec	2x12	1,34	V	785x972x1980
SC-2-11 M G	19071938	18003163	2x12	2x11	30,6	574	Gas	2x12	1,34	M	785x972x1980
SC-2-14 M E	19101277	18007103	2x15	2x14	33,8	574	Elec	2x12	1,34	V	785x1106x1980
SC-2-14 M G	19101278	18007104	2x15	2x14	33,8	574	Gas	2x12	1,34	V	785x1106x1981
SC-2-18 M E	19071942	18003168	2x18	2x17	36	574	Elec	2x12	1,34	M	785x1242x1979
SC-2-18 M G	19071943	18003169	2x18	2x17	36	574	Gas	2x12	1,34	V	785x1242x1980
SC-2-18 M G POWERED	19071947	18003172	2x18	2x17	70,7	574	Gas	2x24	1,94	V	785x1443x1980
New SC-2-22 M G	19101281	18007107	2x24	2x22	88,0	574	Gas	2x30,4	1,94	V	870x1328x2117

Options for stack dryers ECONOMIC-LINE

CODE WITH OPTIONS	ABBREVIATION	DESCRIPTION
0049-0002	BMS	Screen in M programmer (2 units)
0033-0001	F03	Fluff filter with grid 0,3 mm (standard in STACK is 0,6 mm)

Packing options

CODE WITH OPTIONS	ABBREVIATION	DESCRIPTION
0006-0009	WB	Maritime wooden packing SC-2-11
0006-0015	WB	Maritime wooden packing SC-2-14
0006-0010	WB	Maritime wooden packing SC-2-18
0006-0016	WB	Maritime wooden packing SC-2-22

Voltage options

CODE WITH OPTIONS	ABBREVIATION	DESCRIPTION
0008-0095	400V 3~ 50 Hz	400V 3~ 50 Hz 11-18
0008-0010	400V 3~ 60 Hz	400V 3N 60 Hz 11-18
0008-0070	230V 3~ 60 Hz	230V 3~ 60 Hz 11/18 G
0008-0075	230V 3~ 60 Hz	230V 3~ 60 Hz 11/18 E
0008-0170	440V/480V 3~ 60 Hz	440V/480V 3~ 60 Hz 11-18

(*) : STANDARD Code: Use this code for orders of machines which do not include any option or version different to standard. The retail price is as indicated in the table.
 WITH OPTIONS Code: Use this code for orders of machines which include any option or options from the table OPTIONS FOR DRYERS.
 The retail price is calculated by adding the price increases for each option to the retail price of the standard code.

(#) : MODEL : Heating Systems
 E : Resistance heating.
 G : Gas heating system. Ignition system. (Butane, Propane, Natural, etc.).

(**) : E : 50 Hz -Optional 60 Hz.
 G - S: 50 Hz - 60 Hz
 M : SINGLE PHASE (230 V 1+N), 230 V III (Three-phase) -400 V III +N (Three phase)
 V : 400 V III +N (Three-phase) (Optional, 230 V III)

Coiners and payment systems kits options

CODE	CODE WITH OPTIONS	ABREV.	DESCRIPTION	SPECIFIC COUNTRIES
19059022	30-0033	CA	CA (EUR-GBP)	Euro-UK
19059023	30-0034	CB	CB (USD-MXN-CAD)	Usa-Canada-Mexico
19059024	30-0035	CC	CC (CNY-TWD-HKD)	China-Taiwan-Hong Kong
19059026	30-0036	CD	CD (TRY-PLN)	Turkey-Poland
19059025	30-0037	CE	CE (AUD-NZD-JPY)	Australia - New Zealand - Japan
19059027	30-0038	CF	CF (RUB-ROB-CZK)	Russia - Romania - Czech Republic
19059028	30-0040	CH	CH (MYR-SGD-IDR) II	Malaysia- Singapore - Indonesia
19059029	30-0041	CI	CI (ARS-CLP-BRL)	Argentina - Chile - Brazil
19059030	30-0042	CJ	CJ (VEF-PEN-COP)	Venezuela - Peru - Colombia
19059031	30-0043	CK	CK (MAD-DZD-TND)	Morocco - Algeria - Tunisia
19059032	30-0044	CL	CL (KRW-PHP-THB)	Korea - Philippines - Thailand
19059035	30-0045	CN	CN (Euros mechanic)	
19059034	30-0032	CT	CT (Token mechanic)	
19059735	30-0016	CP	CP Central pay	

Coin box options

CODE	CODE WITH OPTIONS	ABREV.	DESCRIPTION
19045296	14-0011	A	Coin box (Key A)
19045297	14-0012	B	Coin box (Key B)
19045298	14-0013	C	Coin box (Key C)
19045299	14-0014	D	Coin box (Key D)
19045300	14-0015	E	Coin box (Key E)
19045301	14-0016	F	Coin box (Key F)
19045302	14-0017	G	Coin box (Key G)
19045303	14-0018	H	Coin box (Key H)
19045304	14-0019	I	Coin box (Key I)
19045305	14-0020	J	Coin box (Key J)
19011224	-	CL	100 Token

Different payment options

Electronic Coiner Kit:

Lets you choose between coins or tokens, and comes prepared for the currencies indicated in the table, by country and zone.

Pay Station kit:

The machine, in the form it arrives as standard, can work with any pay station system...

If you wish to remove the emergency stop push button, you can request the kit "Pay station without STOP push button".

Token or Euro mechanism kit:

Allows operation with:

- Tokens only.
- Euro coin.
- Payment and other options using **FagorKconnect** Laundry app for Self-Service laundries.



Heat pump dryers

Efficient technology



 MAXIMUM EFFICIENCY



ADVANCE +

Fagor presents their range of dryers with «high efficiency» and the greatest energy savings. The new heat pump dryers are a revolution in drying, allowing energy savings of **up to 60%**.

Its technology makes it ideal for installation in places without access to the exterior of the building and for the self-service sector, and its design considerably simplifies installation.



100%

Air recirculation



Without external extraction



Heat pump dryers

11-14-18-22 kg



General characteristics

- TOUCH PLUS CONTROL: colour touchscreen (7" on the ADVANCE+ range and 7" on the ADVANCE range).
- External steel casing with grey coating (skinplate), stainless steel, easy to clean finish.
- Large loading door (180° opening).
- Double glazed door as standard on the ADVANCE+ range.
- The iDRY function, the intelligent moisture detector, as standard (optional on the ADVANCE range).
- Reverse spin as standard on all models.
- Stainless steel drum as standard.
- Soft Touch: Axially and radially perforated drum for the gentle treatment of fabrics, and achieving improved air circulation.
- Lint filter at the bottom, more ergonomic, larger and improved airflow.
- Anti-crease system.
- 100% air recirculation: Advance + dryers do not require a vapour outlet to the outside. These models use water for refrigeration, which can be reused during washing. Low energy consumption.
- **FagorKonnnect** - Standard IOT connectivity.

	MODEL	CODE (+)		CAPACITY KG.		PRODUC. KG/H	DOOR Ø (MM)	POWER KW				VOLT (**)	DIMENSIONS MM
		STANDARD	WITH OPTIONS	(1:18)	(1:25)			MOTOR	FAN	HEAT.	TOTAL		
New	SR-11 TP2 PLUS HPi	To consult		12	11	14	574	0,37	0,17	-	-	M	785x989x1694
New	SR-14 TP2 PLUS HPi	To consult		15	14	15	574	0,37	0,17	-	-	M	785x1029x1694
New	SR-18 TP2 PLUS HPi	To consult		18	17	15	574	0,37	0,17	-	-	M	785x1125x1694
New	SR-22 TP2 PLUS HPi	To consult		24	22	17	574	0,37	0,17	-	-	M	890x1255x1812

Options for HEAT PUMP DRYERS 11-14-18-22 kg

CODE WITH OPTIONS	ABBREVIATION	DESCRIPTION
0001-0001	RD	Opposite door opening SR-11-22
0035-0001	TR	Tropicalized model

Outer casing options

CODE WITH OPTIONS	ABBREVIATION	DESCRIPTION
0002-0011	SSC	Stainless steel front and side panels 11 HPi
0002-0011	SSC	Stainless steel front and side panels 14 HPi
0002-0012	SSC	Stainless steel front and side panels 18 HPi
0002-0013	SSC	Stainless steel front and side panels 22 HPi
0002-0020	SSF	Front panel in stainless steel 11/14/18 HPi
0002-0021	SSF	Front panel in stainless steel 22 HPi

Packing options

CODE WITH OPTIONS	ABBREVIATION	DESCRIPTION
0006-0011	WB	Maritime wooden packing 11 HPi
0006-0011	WB	Maritime wooden packing 14 HPi
0006-0012	WB	Maritime wooden packing 18 HPi
0006-0013	WB	Maritime wooden packing 22 HPi

(+): STANDARD Code: Use this code for orders of machines which do not include any option or version different to standard. The retail price is as indicated in the table.
 WITH OPTIONS Code: Use this code for orders of machines which include any option or options from the table OPTIONS FOR DRYERS.
 The retail price is calculated by adding the price increases for each option to the retail price of the standard code.

Coiners and payment systems kits options

CODE	CODE WITH OPTIONS	ABREV.	DESCRIPTION	SPECIFIC COUNTRIES
19059022	30-0018	CA	CA (EUR-GBP)	Euro-UK
19059023	30-0019	CB	CB (USD-MXN-CAD)	Usa-Canada-Mexico
19059024	30-0020	CC	CC (CNY-TWD-HKD)	China-Taiwan-Hong Kong
19059026	30-0021	CD	CD (TRY-PLN)	Turkey-Poland
19059025	30-0022	CE	CE (AUD-NZD-JPY)	Australia - New Zealand - Japan
19059027	30-0023	CF	CF (RUB-ROB-CZK)	Russia - Romania - Czech Republic
19059028	30-0024	CH	CH (MYR-SGD-IDR) II	Malaysia- Singapore - Indonesia
19059029	30-0026	CI	CI (ARS-CLP-BRL)	Argentina - Chile - Brazil
19059030	30-0027	CJ	CJ (VEF-PEN-COP)	Venezuela - Peru - Colombia
19059031	30-0028	CK	CK (MAD-DZD-TND)	Morocco - Algeria - Tunisia
19059032	30-0029	CL	CL (KRW-PHP-THB)	Korea - Philippines - Thailand
19059035	30-0030	CN	CN (Euros mechanic)	
19059034	30-0017	CT	CT (Token mechanic)	
19059735	30-0016	CP	CP Central pay	

Coin box options

CODE	CODE WITH OPTIONS	ABREV.	DESCRIPTION
19045296	14-0011	A	Coin box (Key A)
19045297	14-0012	B	Coin box (Key B)
19045298	14-0013	C	Coin box (Key C)
19045299	14-0014	D	Coin box (Key D)
19045300	14-0015	E	Coin box (Key E)
19045301	14-0016	F	Coin box (Key F)
19045302	14-0017	G	Coin box (Key G)
19045303	14-0018	H	Coin box (Key H)
19045304	14-0019	I	Coin box (Key I)
19045305	14-0020	J	Coin box (Key J)
19011224	-	CL	100 Token

Codes for different voltages and frequencies

Voltages to be connected single pocket: **ADVANCE PLUS**

MODEL	230V I + N	230V I + N	230V III	230V III	400V III+N	400V III+N	400V III	400V III	440-480V III
	50 Hz	60 Hz	50 Hz	60 Hz	50 Hz	60 Hz	50 Hz	60 Hz	60 Hz
SR-11 TP2 PLUS E	OPT	OPT	OPT	OPT	STD	OPT	OPT	OPT	OPT
SR-11 TP2 PLUS G	STD	STD	N/A	N/A	N/A	N/A	OPT	OPT	OPT
SR-14 TP2 PLUS E	N/A	N/A	OPT	OPT	STD	OPT	OPT	OPT	OPT
SR-14 TP2 PLUS G	STD	STD	N/A	N/A	N/A	N/A	OPT	OPT	OPT
SR-18 TP2 PLUS E	N/A	N/A	OPT	OPT	STD	OPT	OPT	OPT	OPT
SR-18 TP2 PLUS G	STD	STD	N/A	N/A	N/A	N/A	OPT	OPT	OPT
SR-22 TP2 PLUS E	N/A	N/A	OPT	OPT	STD	OPT	OPT	OPT	OPT
SR-22 TP2 PLUS G	STD	STD	N/A	N/A	N/A	N/A	OPT	OPT	OPT
SR-28 TP2 PLUS E	N/A	N/A	OPT	OPT	STD	OPT	OPT	OPT	OPT
SR-28 TP2 PLUS G	STD	STD	N/A	N/A	N/A	N/A	OPT	OPT	OPT
SR-35 TP2 PLUS E	N/A	N/A	OPT	OPT	STD	OPT	OPT	OPT	OPT
SR-35 TP2 PLUS G	STD	STD	N/A	N/A	N/A	N/A	OPT	OPT	OPT

Voltages to be connected single pocket: **ADVANCE PLUS HEAT PUMP**

MODEL	230V I + N	230V I + N	230V III	230V III	400V III+N	400V III+N	400V III	400V III	440-480V III
	50 Hz	60 Hz	50 Hz	60 Hz	50 Hz	60 Hz	50 Hz	60 Hz	60 Hz
SR-11 TP2 PLUS HPi	STD	STD	STD	STD	STD	STD	OPT	OPT	OPT
SR-14 TP2 PLUS HPi	STD	STD	STD	STD	STD	STD	OPT	OPT	OPT
SR-18 TP2 PLUS HPi	STD	STD	STD	STD	STD	STD	OPT	OPT	OPT
SR-22 TP2 PLUS HPi	STD	STD	STD	STD	STD	STD	OPT	OPT	OPT

Voltages to be connected single pocket: **ECONOMIC LINE**

MODEL	230V I + N	230V I + N	230V III	230V III	400V III+N	400V III+N	400V III	400V III	440-480V III
	50 Hz	60 Hz	50 Hz	60 Hz	50 Hz	60 Hz	50 Hz	60 Hz	60 Hz
SC-11 M E	OPT	OPT	OPT	OPT	STD	OPT	OPT	OPT	OPT
SC-11 M G	STD	STD	N/A	N/A	N/A	N/A	OPT	OPT	OPT
SC-14 M E	N/A	N/A	OPT	OPT	STD	OPT	OPT	OPT	OPT
SC-14 M G	STD	STD	N/A	N/A	N/A	N/A	OPT	OPT	OPT
SC-18 M E	N/A	N/A	OPT	OPT	STD	OPT	OPT	OPT	OPT
SC-18 M G	STD	STD	N/A	N/A	N/A	N/A	OPT	OPT	OPT
SC-22 M E	N/A	N/A	OPT	OPT	STD	OPT	OPT	OPT	OPT
SC-22 M G	STD	STD	N/A	N/A	N/A	N/A	OPT	OPT	OPT
SC-28 M E	N/A	N/A	OPT	OPT	STD	OPT	OPT	OPT	OPT
SC-28 M G	STD	STD	N/A	N/A	N/A	N/A	OPT	OPT	OPT
SC-35 M E	N/A	N/A	OPT	OPT	STD	OPT	OPT	OPT	OPT
SC-35 M G	STD	STD	N/A	N/A	N/A	N/A	OPT	OPT	OPT

Voltages to be connected single pocket: **ADVANCE / CONCEPT**

MODEL	230V I + N	230V I + N	230V III	230V III	400V III+N	400V III+N	400V III	400V III	440-480V III
	50 Hz	60 Hz	50 Hz	60 Hz	50 Hz	60 Hz	50 Hz	60 Hz	60 Hz
SR-11 TP2 E / SR-11 M E	OPT	OPT	OPT	OPT	STD	OPT	OPT	OPT	OPT
SR-11 TP2 G / SR-11 M G	STD	STD	STD	N/A	N/A	N/A	OPT	OPT	OPT
SR-14 TP2 E / SR-14 M E	N/A	N/A	OPT	OPT	STD	OPT	OPT	OPT	OPT
SR-14 TP2 G / SR-14 M G	STD	STD	STD	N/A	N/A	N/A	OPT	OPT	OPT
SR-18 TP2 E / SR-18 M E	N/A	N/A	OPT	OPT	STD	OPT	OPT	OPT	OPT
SR-18 TP2 G / SR-18 M G	STD	STD	STD	N/A	N/A	N/A	OPT	OPT	OPT
SR-22 TP2 E / SR-22 M E	N/A	N/A	OPT	OPT	STD	OPT	OPT	OPT	OPT
SR-22 TP2 G / SR-22 M G	STD	STD	STD	N/A	N/A	N/A	OPT	OPT	OPT
SR-28 TP2 E / SR-28 M E	N/A	N/A	OPT	OPT	STD	OPT	OPT	OPT	OPT
SR-28 TP2 G / SR-28 M G	STD	STD	STD	N/A	N/A	N/A	OPT	OPT	OPT
SR-35 TP2 E / SR-35 M E	N/A	N/A	OPT	OPT	STD	OPT	OPT	OPT	OPT
SR-35 TP2 G / SR-35 M G	STD	STD	STD	N/A	N/A	N/A	OPT	OPT	OPT

N/A: Not available
OPT: Optional
STD: Standard

Voltages to be connected stack: ADVANCE, CONCEPT & ECONOMIC LINE

MODEL	230V I + N	230V I + N	230V III	230V III	400V III+N	400V III+N	400V III	400V III	440-480V III
	50 Hz	60 Hz	50 Hz	60 Hz	50 Hz	60 Hz	50 Hz	60 Hz	60 Hz
SR-2-11 TP2 E	N/A	N/A	OPT	OPT	STD	OPT	OPT	OPT	OPT
SR-2-11 TP2 G	STD	STD	STD	STD	STD	STD	OPT	OPT	OPT
SR-2-11 M E	N/A	N/A	OPT	OPT	STD	OPT	OPT	OPT	OPT
SR-2-11 M G	STD	STD	STD	STD	STD	STD	OPT	OPT	OPT
SC-2-11 M E	N/A	N/A	OPT	OPT	STD	OPT	OPT	OPT	OPT
SC-2-11 M G	STD	STD	STD	STD	STD	STD	OPT	OPT	OPT
SR-2-14 TP2 E	N/A	N/A	OPT	OPT	STD	OPT	OPT	OPT	OPT
SR-2-14 TP2 G	STD	STD	STD	STD	STD	STD	OPT	OPT	OPT
SR-2-14 M E	N/A	N/A	OPT	OPT	STD	OPT	OPT	OPT	OPT
SR-2-14 M G	STD	STD	STD	STD	STD	STD	OPT	OPT	OPT
SC-2-14 M E	N/A	N/A	OPT	OPT	STD	OPT	OPT	OPT	OPT
SC-2-14 M G	STD	STD	STD	STD	STD	STD	OPT	OPT	OPT
SR-2-18 TP2 E	N/A	N/A	OPT	OPT	STD	OPT	OPT	OPT	OPT
SR-2-18 TP2 G	STD	STD	STD	STD	STD	STD	OPT	OPT	OPT
SR-2-18 M E	N/A	N/A	OPT	OPT	STD	OPT	OPT	OPT	OPT
SR-2-18 M G	STD	STD	STD	STD	STD	STD	OPT	OPT	OPT
SC-2-18 E	N/A	N/A	OPT	OPT	STD	OPT	OPT	OPT	OPT
SC-2-18 G	STD	STD	STD	STD	STD	STD	OPT	OPT	OPT
SR-2-18 TP2 G POWERED	STD	STD	STD	STD	STD	STD	OPT	OPT	OPT
SR-2-18 M G POWERED	STD	STD	STD	STD	STD	STD	OPT	OPT	OPT
SC-2-18 M G POWERED	STD	STD	STD	STD	STD	STD	OPT	OPT	OPT
SR-2-22 TP2 G	STD	STD	STD	STD	STD	STD	OPT	OPT	OPT
SR-2-22 M G	STD	STD	STD	STD	STD	STD	OPT	OPT	OPT
SC-2-22 M G	STD	STD	STD	STD	STD	STD	OPT	OPT	OPT

N/A: Not available
 OPT: Optional
 STD: Standard

Accessories for self-service



Self-service furniture



CODE	COMPONENTS
19074101	1 - Folding top panel
19074102	2 - Vended frame for stacked units
19074103	3 - LED sign



CODE	COMPONENTS
19074089	4 - Dosing cupboard
New 19079305	DQ-2 Dosing pump kit- 2 pumps and support (ready for 4 pumps) (Check page 42)
New 19096561	Extra dosing pump kit - DB-1



New

Dosing pump kits



Our solutions for your small businesses

Self-Service

Hostels

Apartments

Campsites

Colleges, residences and universities

Neighbor communities

Mobile containers

Self-service laundry



1+1 Professional Pack

Includes:

LAP-10 TP2 E P + SRP-10 TP2 E

+ 2 Coiners + 2 Coin box + Pump kit + Table + Cupboard



Professional Stack pack

Includes:

Stack LAP-10 E P + SRP-10 TP2 E

+ 2 Coiners + 2 Coin box + Pump kit + Stack frame

+ Cupboard + LED display



Professional Double Stack Pack

Includes:

2 Stack LAP-10 EP + SRP-10 TP2 E + 4 COINERS

+ 4 Coin box + 2 Pump kit + 2 Frames + Cupboard

+ LED display



Laundry2go



APPLICATIONS

- | | |
|----------------------|----------------------|
| PETROL STATIONS | ONE-OFF LAUNDERETTES |
| CARWASH TUNNELS | CAMP-SITES |
| MINING OR OIL FIELDS | INVESTRORS |
| PUBLIC CAR PARKS | MILITARY |
| MULTITUDINOUS EVENTS | NATURAL DISASTERS |
| SUPERMARKETS | FIRE ZONES |

Design your module

Choose the configuration options that best meet your needs.

Dimensions / type of transport



Maritime transport
A: 2,35 m



Land transport
B: 3 m
(more usual)

Choose the size of the container:
3 / 6 m



CLOSED

Design the interior

The standard module has been designed to be very bright, with a front façade that allows the elegance of its interior to be seen.



Washers



8 / 10 Kg

PROFESSIONAL
WASHERS



11 / 14 / 18 / 22 / 28 Kg

HIGH SPEED
WASHERS



11 / 14 / 18 / 22 / 28 Kg

MEDIUM/ LOW SPEED
WASHERS

Dryers



PROFESSIONAL
DRYERS



ADVANCE
DRYERS



DOUBLE
STACKING DRYERS



HEAT PUMP
DRYERS

Laundry2go Compact



CODE	ELEMENTO
New To consult	Compact container

Options

CODE	ELEMENTO
New To consult	Illuminated sign kit
New To consult	Camara system





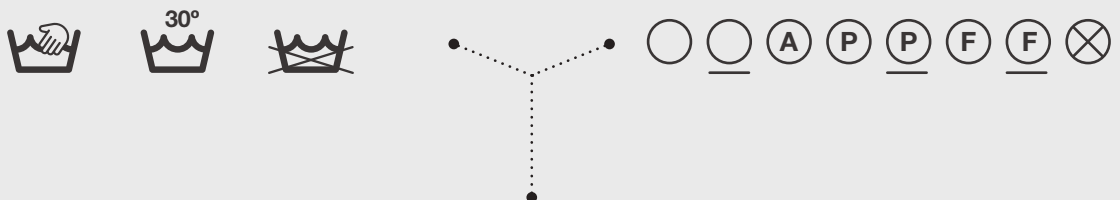
Wet Cleaning

The Wet Cleaning system brings back the cleanliness and freshness to the most delicate garments, with the use of water. Thanks to our constant development we got the best washing, drying and finishing programs, especially thought for clothes which need the best treatment.



Hand washing

Dry cleaning



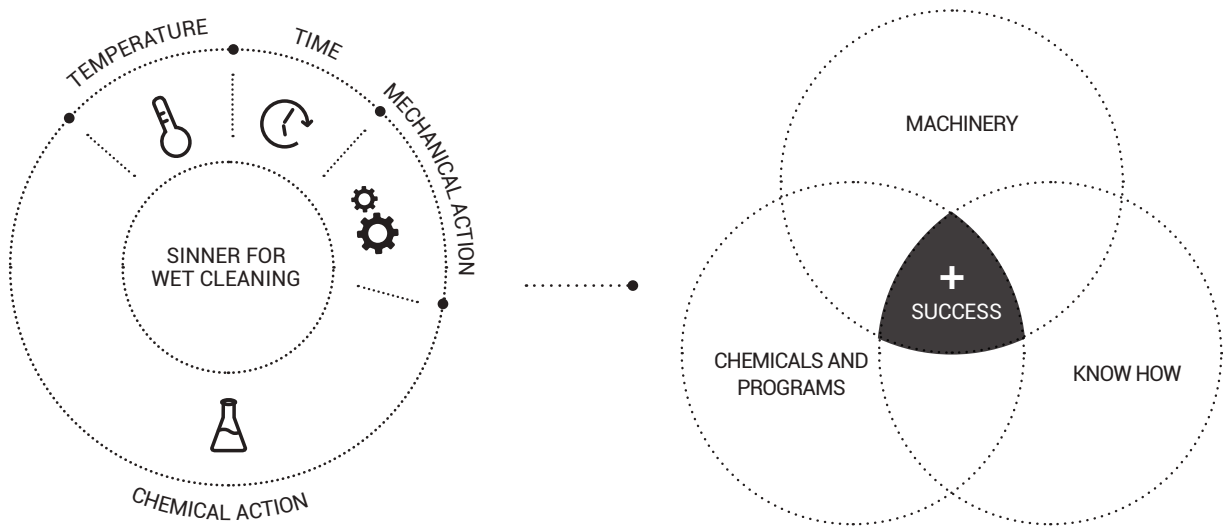
Professional
Wet Cleaning

Delicate
Wet Cleaning

Very delicate
Wet Cleaning

The optimal and balanced process for the professional washing.

SINNER DIAGRAM



WET CLEANING IS THE BEST SOLUTION FOR ITS EFFICACY

80 %

80 % of stains nowadays are soluble in water. Then...
Why is the market still using which is only prepared for 20 % of stains?
The solution is Wet Cleaning.

20 %

Only 20 % of stains are not soluble in water (Dry Cleaning concept).

DRY vs WET comparison in most common stains:

TYPE OF STAIN	DRY CLEANING	WET CLEANING
Sweat	2	5
Proteins	1	5
grease	5	4
body odors	1	5
shrinking	3,5	3



WET CLEANING WASHING



PROFESSIONAL PACK



PLACE	GOAL	DAILY GARMENTS	WASHER MODEL	FAGOR PACK	KG
Small shops	Dry cleaning substitution. Wet cleaning beginner.	66	LAP-08 TP2	PACK 8	5
Small shops	Dry cleaning substitution. Additional machinery. Wet cleaning beginner.	83	LAP-10 TP2	PACK 10	6

INDUSTRIAL PACK



PLACE	GOAL	DAILY GARMENTS	WASHER MODEL	FAGOR PACK	KG
Small shops	Dry cleaning substitution.	129	LA-11 TP2	PACK 11 advanced	6
Medium size shops New shops	Dry cleaning substitution. New shop.	168	LA-14 TP2	PACK 14	8,5
Medium size shops (Shopping centre) New shops	Dry cleaning substitution. New shop.	233	LA-18 TP2	PACK 18	11
Large shops (Shopping centre)	Dry cleaning substitution. Large shop. Big potential, important growth.	323	LA-22 TP2	KIT 22	13,5
Large shops (Shopping centre)	Dry cleaning substitution. Large shop. Big potential, important growth.	364	LA-28 TP2	KIT 28	17
Laundries Large shops (Shopping centre)	Factories.	452	LA-35 TP2	KIT 35	22

Full flow

Wash water recirculation kit to enhance its use. Increases the effectiveness without mechanical action, for the best care for the clothes.

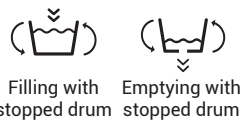
- Can be activated at any phase of the wash.
- Can be applied to any model of washer.
- Lower mechanical action of the pump.
- Greater flow of water with chemical product.
- All the water of the wash is used, including the water not usually used which is in the drain tube.
- Improved mixing of the chemical product.
- Clothes rapidly compacted.



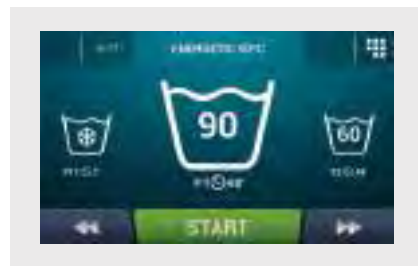
Total control with touch plus control

Easy programming through icons, with touchscreen directly on the machine or with the computer and Wash Control software.

Important icons for Wet Cleaning:



Filling with stopped drum Emptying with stopped drum



Hot & Cold Mix

Automatic water mixing system at different temperatures.

Liquid dosing

Dosing at the right time, with the necessary amount, gives us security during the process and homogeneity in the result.

And the most important thing: tranquility.

8 dosis signals as standard + 6 extra signals (dosing time, delay, start selection) for all models.



Efficient drum

Through a series of perforations in the paddles of the drum, a water cascade effect is achieved which considerably increases the mechanical action.

WET CLEANING DRYING



PROFESSIONAL PACK

DRYER MODEL	CYCLE GARMENTS	DAILY CYCLES	MACHINE FREE FOR OTHER USES	ADVANTAGES	KG	VENTAJAS
SRP-08 TP2	7	9	55%	PACK 8	5	Very low investment. Ideal pack for beginners. Low operation costs. Perfect for small production batches.
SRP-10 TP2	9	9	55%	PACK 10	6	Very low investment. Ideal pack for beginners. Low operation costs. Ideal for doing only Wet Cleaning.



INDUSTRIAL PACK

DRYER MODEL	CYCLE GARMENTS	DAILY CYCLES	MACHINE FREE FOR OTHER USES	ADVANTAGES	KG	VENTAJAS
SR-11 TP2	9	14	30%	PACK 11 advanced	6	Low investment. Shops with small Wet Cleaning batches but working long hours. Flexibility. Compromise flexibility vs production.
SR-14 TP2	12	14	30%	KIT 14	8,5	Perfect pack for shops (Wet cleaning and normal garments); A good solution for bedspreads, covers and other large garments. Versatile.
SR-18 TP2	17	14	30%	KIT 18	11	Perfect pack for shops (Wet cleaning and normal garments) Productivity. Able to wash large covers.
SR-22 TP2	21	14	30%	KIT 22	13,2	Perfect pack for large shops (Wet cleaning and normal garments). Wet Cleaning productivity. Laundry productivity.
SR-28 TP2	26	14	30%	KIT 28	17	Perfect pack for large shops (Wet cleaning and normal garments). Wet Cleaning productivity. Laundry productivity.
SR-36 TP2	32	14	30%	KIT 36	22	Perfect pack for laundries (Wet cleaning and normal garments). Wet Cleaning productivity. Laundry productivity.



Stainless steel drum

Drum in mirror-polished stainless steel.

Green flow system

Hot air recovery system.

Temperature control

Temperature and air-flow control result in the perfect drying for delicate garments. The humidity sensor helps to shorten the drying process, thus ensuring the appropriate humidity level for the subsequent ironing of garments.



Mixed flow

Axial-radial mixed flow system with an complementary air inputs, achieving an even better optimised flow and dry

Soft touch

The perforated drum with inbuilt holes prevents textile wear and lengthens the life of the clothes.

Double skin

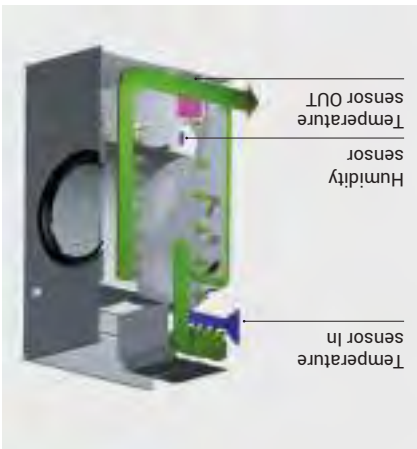
The whole circuit in contact with the hot air of the dryer has been thermally insulated; double-glazed door.

Reverse drum

Reverse spin.

!DRY

The new intelligent humidity sensor.



Application fields

HOTEL INDUSTRY | CARE HOMES | DRY CLEANER'S | RESIDENCES...



The professional Stacking

The easiest and most economical way to get started in the Wet Cleaning process. The professional Stacking is the most accessible solution of Wet Cleaning for 8 and 10 kg machines, that is to say, 4.5 and 6 kg of delicate garments.

As well as industrial machines, the professional Stacking includes easy programming Touch Plus Control to obtain a better functionality and performance.

Finishing


Mannequins

- Automated working cycles.
- Electronic card.
- Possibility to set nine different cycles, and regulation of steaming and drying time.
- Adjustable shoulder width and height of the dummy. Rotation 360° of dummy support (frame) and controls.
- MA-360 C without boiler - to be connected to a central steam supply.
- MA-360 A autonomous, with built-in steam boiler, and automatic water feeding and pressure control.



Ironed / Restructured

- Vacuum, up-steaming and blowing ironing tables.
- Available either with built-in electric steam boiler and vacuum unit, or to be connected to an external steam and vacuum supply. It can be supplied in the following versions:
 - MRP - VAS: with built-in steam boiler of 7 litres-capacity, with standard board (1200 x 400 x 250 mm).
 - MRP - VAS C: without boiler, with standard ironing board (1200 x 400 x 250 mm).



Topper

- Finishing topper for trousers with air-operated waistband and leg stretching device, for central steam and compressed air supply.
- Side waistband stretching device.
- Height adjustable leg stretching carriage and stainless steel leg clamps.
- Built-in three-phase fan; air heating device.
- Electronic card for the setting of nine ironing cycles in total. Ironing cycle controlling: steaming time, steam/air time, drying time.
- Three pressure regulators (for leg clamps, waistband stretcher and leg stretching carriage).
- Switch for the exclusion of the leg stretching carriage.
- Manual size indicator. Mechanical airflow regulator.





Annexes

Calculation for a laundry

Guideline tables of linen and weights.

Hotels

	TOTAL (GRAMS)	CHANGE FACTOR	AVERAGE DAILY WEIGHT (GRAMS)	TYPE OF LINEN
LINEN PER PERSON IN ROOMS				
Two 650 g sheets	1,300	1/2	650	Flat
1 pillow case	150	1/2	75	Flat
1 bath towel	550	1	550	Terry
1 hand towel	200	1	200	Terry
1 bidet towel	50	1	50	Terry
1 fine towel	200	1	200	Flat
1 alfombrín de baño	175	1	175	Terry

Restaurants

	TOTAL (GRAMS)	CHANGE FACTOR	AVERAGE DAILY WEIGHT (GRAMS)	TYPE OF LINEN
SERVICE PER PLACE				
1/4 of 560 g tablecloth	140	2/7	40	Flat
1/4 of 200 g table overlay	50	1	50	Flat
One 75 g napkin	75	1	75	Flat

Hospitals

	TOTAL (GRAMS)	CHANGE FACTOR	AVERAGE DAILY WEIGHT (GRAMS)	TYPE OF LINEN
PATIENTS				
Two 650 g sheets	1,300	1	1,300	Flat
1 pillow case	150	1	150	Flat
1 underpad	800	1	800	Terry
1 quilt	1,000	1/7	143	Flat
Two 350 g cot sheets	700	1	700	Flat
1 cot pillow case	100	1	100	Flat
1 cot underpad	400	1	400	Terry
1 cot quilt	400	1/7	57	Flat
1 bath towel	550	1/2	275	Terry
1 hand towel	200	1/2	100	Terry
1 pair of pyjamas	700	1/7	100	Shape
1 set of nappies	300	1	300	Flat
HEALTHCARE STAFF				
Surgical gown	400	1	400	Shape
Gown	400	1/7	57	Shape
Size	400	1/7	57	Shape
Couffant cap-skull cap	30	1/7	57	Shape

Military barracks

	TOTAL (GRAMS)	CHANGE FACTOR	AVERAGE DAILY WEIGHT (GRAMS)	TYPE OF LINEN
LINEN PER PERSON				
Two 650 g sheets	1,300	1/7	185	Flat
1 pillow case	150	1/7	21	Flat
1 quilt	1,000	1/30	33	Flat
1 set of fatigues	1,300	1/15	87	Shape
1 towel	200	2/7	29	Terry
Two 300 g shirts	600	1/7	87	Shape
One pair or socks	100	1	100	Shape
One T-shirt	150	1	150	Shape
One pair of underpants	100	1	100	Shape
One pair of sports shorts	180	1/7	26	Shape

Average hourly production

The formula used to calculate the average hourly production (P) in a laundry, in kg/h, is as follows:

$$P = \frac{N \times M \times D \times K}{100 \times H} \times R$$

where, in order to calculate the kilograms of linen to wash per hour (P), the following values need to be determined for the variables to take into account:

- N** Number of places in the establishment.
- M** Percentage occupation.
- D** Days of occupation per week.
- K** Weight of linen to wash per person and day.
- H** Laundry hours operational per week.
- R** Operational times correction coefficient.

If the exact value of K is not known, the value given in the following tables can be applied in accordance with the type of establishment to project:

TYPE OF ESTABLISHMENT		VALUE K	UNIT
Hotel *	City	1.00	kg/person-day
Hotel **	City	1.20	kg/person-day
Hotel ***	City	1.50	kg/person-day
Hotel ****	City	2.50	kg/person-day
Hotel *****	City	3.00	kg/person-day
Hotel *	Coast	1.00	kg/person-day
Hotel **	Coast	1.20	kg/person-day
Hotel ***	Coast	1.50	kg/person-day
Hotel ****	Coast	2.50	kg/person-day
Hotel *****	Coast	3.00	kg/person-day

TYPE OF ESTABLISHMENT	VALUE K	UNIT
Hostel	1	kg/person-day
Restaurant, low class	0.7	kg/person-day
Restaurant, medium class	1	kg/person-day
Restaurant, high class	1.2	kg/person-day
Colleges and residences	1	kg/person-day
Hospitals	6	kg/person-day
Psychiatric hospitals	2.5	kg/person-day
Military barracks	1.5	kg/person-day
Residences	2.5	kg/person-day
High class residences	4	kg/person-day
Spa	1.20	kg/person-day

TYPE OF ESTABLISHMENT	COEFFICIENT R
Hospitals and clinics	1.3
Rest of establishments	1.15

The coefficient R serves to round out idle time and correct different cycle times depending on the establishment. It is normally applied in accordance with the following table:

PERCENTAGES OF TYPES OF PIECES

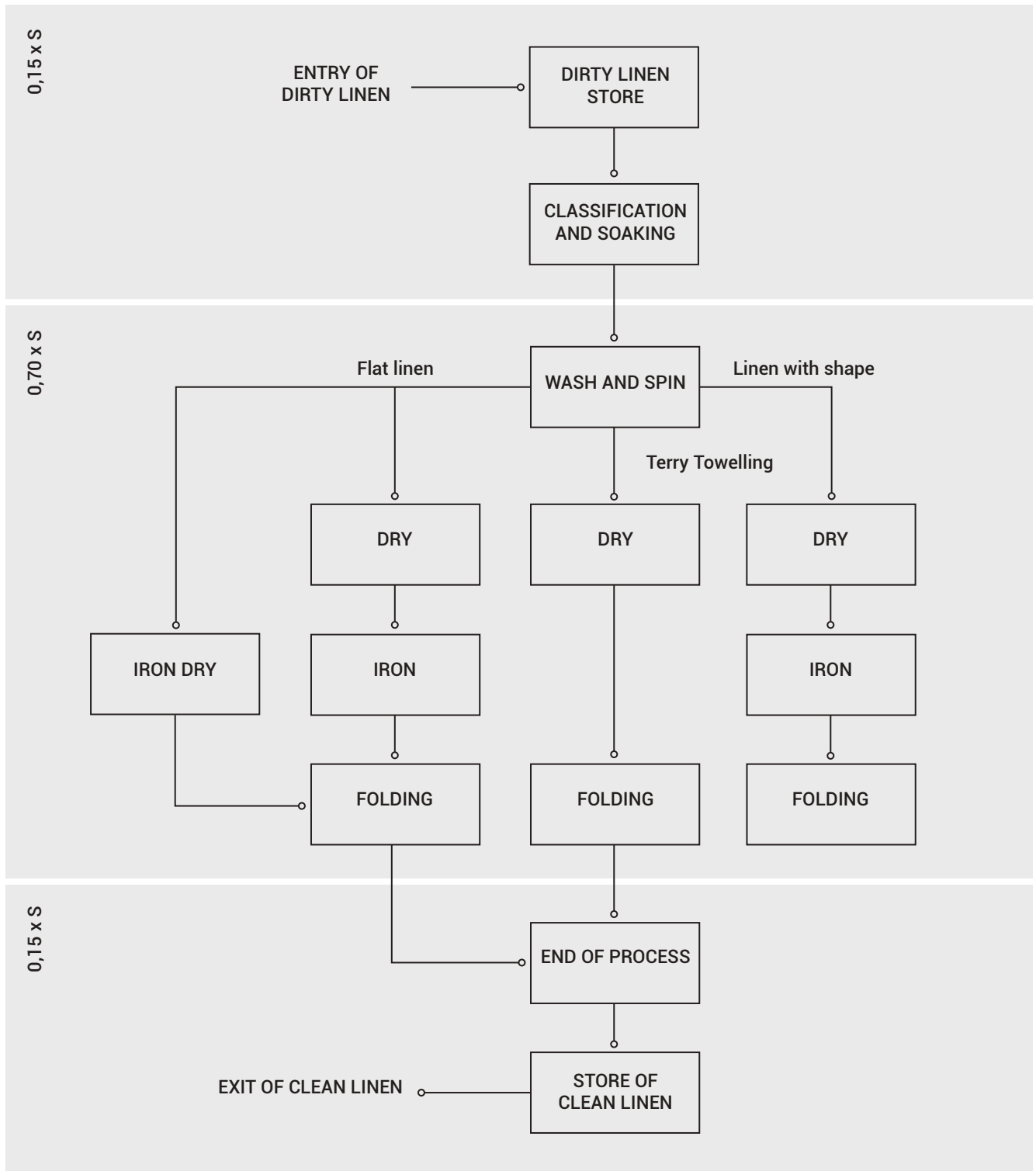
TYPE OF ESTABLISHMENT	PERCENTAGES OF PIECES		
	FLAT	TERRY	SHAPE
Hotel in City	50%	40%	10%
Hotel on Coast	45%	45%	10%
Hostel		60%	40%
Restaurant, low class	90%	10%	
Restaurant, medium class	90%	10%	
Restaurant, high class	80%	10%	10%
Colleges and residences	30%	20%	50%
Hospitals and clinics	65%	20%	15%
Psychiatric hospitals	40%	20%	40%
Military barracks	20%	10%	70%
Residences	35%	40%	25%
High consumption residences	45%	40%	15%
Spa		90%	10%

OF LINEN BY ESTABLISHMENT

As with the weights, if you do not know the exact composition of the linen to wash, the linen type distribution can be calculated for each individual case using the table attached. This table shows the approximate linen type percentages according to the different types of establishment.

Laundry flow diagram

S : Surface area of premises in m²
 m² premises = kg/h linen to wash



Conversion factors

Length and surface area

UNIT	FACTOR	UNIT
cm	0.3937	inch
mm	0.0394	inch
inch	2.54	cm
inch	25.4	mm
m	32.808	feet
foot	0.3048	m
m	10.936	yards
yard	0.9144	m
dm ²	15.5	inches ²
inch ²	0.0645	dm ²

Power and work

UNIT	FACTOR	UNIT
kcal/h	1/860	kW
kW	860	kcal/h
kcal/h	4	BTU
BTU	0.25	kcal/h
cal	4.186	J
J	0.2389	cal
kcal	1000	cal
Th	1000	kcal
kW	13.406	H.P.
H.P.	0.746	kW
kW	1.36	C.V.
C.V.	0.7357	kW

Volume

UNIT	FACTOR	UNIT
gallon	3.785	litre
litre	0.2642	gallons
m ³	35.31	feet ³
feet ³	0.0283	m ³
inch ³	16.39	cm ³
cm ³	0.061	inches ³
litre	61	inches ³
inch ³	0.0164	litres

Weight

UNIT	FACTOR	UNIT
lb	453.6	g
g	1/453.6	lb
lb	0.4536	kg
kg	22.045	lb

Pressure

UNIT	FACTOR	UNIT
kg/cm ²	14.22	lb/inch ²
inch ²	0.07	cm ²
kg/cm ²	0.9807	bar
bar	1.020	kg/cm ²
Pa	10-may	bar
bar	10 5	Pa

Temperature and heat

$^{\circ}\text{C} = (5/9) \times (^{\circ}\text{F} - 32)$		
$^{\circ}\text{F} = (9/5) \times ^{\circ}\text{C} + 32$		
$^{\circ}\text{K} = 273 ^{\circ}\text{C}$		
Thermia	1000	kcal



General sales conditions

01. Contents of the present document

The product descriptions contained in this list attempt to account for the most important characteristics of the machines.

Revisions of the manufacturing processes may necessitate the modification of certain values and specifications. The technical data contained in this PRICE LIST is therefore for guidance only, as are the photographs and any drawing or diagram it includes.

Fagor Professional reserves the right to make the modifications to its appliances that it believes necessary without prior notice, as long as this is not detrimental to the main characteristics of the appliances.

Any piece of data or value considered to be of overriding importance upon making an order must be checked by the buyer in advance by contacting Fagor Professional.

The item codes and the prices are subject to change without prior notice. This PRICE LIST cancels and replaces all previous price lists.

02. Prices

The prices on the present PRICE LIST are retail prices and are shown in EUROS (€).

The tax rates indicated by current law will be charged on the prices of this LIST and on the resulting amounts corresponding to quotations.

The prices do not include transport, unloading, handling nor installation and start up of the equipment.

If assembly, installation or start up is carried out by our Technical Support Service, the cost of these services will be charged in addition to these prices.

03. Packaging

The prices shown on this LIST include the standard FOB packaging at our warehouses. Any other type of packaging will carry a surcharge, and requires prior consultation with Fagor Professional.

04. Delivery times

The delivery times are for guidance, subject to Fagor Professional's production load. We will attempt to meet them with as much precision as possible. However, they are not contractual.

The customer shall not have the right to compensation for damages, nor to impose penalties should the delivery not be made on time. Orders shall not be able to be cancelled unless previously agreed with the manufacturer in writing.

05. Warranty

The appliances making up the present PRICE LIST are guaranteed for one year from date of invoice, subject to the following criteria:

- 12 months for defective parts attributable to manufacture.
- Extensions of warranty shall be charged separately.

Fagor Professional shall not replace any component nor carry out any repair work under warranty if the defect is due to accident, improper use, negligence, incorrect installation or any other cause not attributable to the company.

Fagor Professional shall not take charge of the repair or replacement of any materials other than those manufactured by itself.

06. Modifications, cancellations and returns

An order is considered to have been accepted if there is no counter-order within 24 hours of receipt of the order. No modifications or cancellations shall be accepted once this time has passed.

6.1 Orders cannot be cancelled once they have been accepted and confirmed in writing, especially made-to-measure manufacturing orders (for example, flight or rack type dishwashers, suspended cooking blocks...).

6.2 Fagor Professional may accept the return of goods under exceptional circumstances, following prior authorisation by Sales Management. A return request in writing shall be obligatory to this end.

All expenses incurred by Fagor Professional up to that moment shall be for the customer's account. An indispensable condition for acceptance of the return is that the product is in the same condition as at time of dispatch from our warehouses of origin, and in its original packaging.

Any other good which Fagor Professional accepts as a return and which does not meet these requirements (except products with defects attributable to manufacture), shall be subject to an increase on the invoiced price.

07. Transport

Unless agreed upon to the contrary, the goods travel at the buyer's own risk and for the buyer's account at all times. From the moment at which the goods are loaded onto the lorry, the handling and unloading are responsibility of the buyer.

The goods are loaded under insurance cover. The customer must check the state of the goods upon receiving them in order to be able to make a claim in case of damages within 24 hours following delivery of the goods.

Claims related to transport must be processed within 24 hours of receipt of the goods. Any claim not related to transport must be made within a time limit of 5 days from receipt of the material.

08. Payments

The payments are to be made in accordance with the time frame defined in the contract or original order, regardless of whether or not the transport, receipt, installation or start up has been delayed or cancelled due to reasons not attributable to Fagor Professional.

По вопросам продаж и поддержки обращайтесь:

Алматы (7273)495-231
Ангарск (3955)60-70-56
Архангельск (8182)63-90-72
Астрахань (8512)99-46-04
Барнаул (3852)73-04-60
Белгород (4722)40-23-64
Благовещенск (4162)22-76-07
Брянск (4832)59-03-52
Владивосток (423)249-28-31
Владикавказ (8672)28-90-48
Владимир (4922)49-43-18
Волгоград (844)278-03-48
Вологда (8172)26-41-59
Воронеж (473)204-51-73
Екатеринбург (343)384-55-89
Иваново (4932)77-34-06
Ижевск (3412)26-03-58
Иркутск (395)279-98-46
Казань (843)206-01-48

Калининград (4012)72-03-81
Калуга (4842)92-23-67
Кемерово (3842)65-04-62
Киров (8332)68-02-04
Коломна (4966)23-41-49
Кострома (4942)77-07-48
Краснодар (861)203-40-90
Красноярск (391)204-63-61
Курган (3522)50-90-47
Курск (4712)77-13-04
Липецк (4742)52-20-81
Магнитогорск (3519)55-03-13
Москва (495)268-04-70
Мурманск (8152)59-64-93
Набережные Челны (8552)20-53-41
Нижний Новгород (831)429-08-12
Новокузнецк (3843)20-46-81
Новосибирск (383)227-86-73
Ноябрьск(3496)41-32-12

Омск (3812)21-46-40
Орел (4862)44-53-42
Оренбург (3532)37-68-04
Пенза (8412)22-31-16
Пермь (342)205-81-47
Петрозаводск (8142)55-98-37
Псков (8112)59-10-37
Ростов-на-Дону (863)308-18-15
Рязань (4912)46-61-64
Самара (846)206-03-16
Санкт-Петербург (812)309-46-40
Саранск (8342)22-96-24
Саратов (845)249-38-78
Севастополь (8692)22-31-93
Симферополь (3652)67-13-56
Смоленск (4812)29-41-54
Сочи (862)225-72-31
Ставрополь (8652)20-65-13
Сургут (3462)77-98-35

Сыктывкар (8212)25-95-17
Тамбов (4752)50-40-97
Тверь (4822)63-31-35
Тольятти (8482)63-91-07
Томск (3822)98-41-53
Тула (4872)33-79-87
Тюмень (3452)66-21-18
Улан-Удэ (3012)59-97-51
Ульяновск (8422)24-23-59
Уфа (347)229-48-12
Хабаровск (4212)92-98-04
Чебоксары (8352)28-53-07
Челябинск (351)202-03-61
Череповец (8202)49-02-64
Чита (3022)38-34-83
Якутск (4112)23-90-97
Ярославль (4852)69-52-93

Россия +7(495)268-04-70

Казахстан +7(7172)727-132

Киргизия +996(312)96-26-47

<https://fagor.nt-rt.ru/> || frg@nt-rt.ru